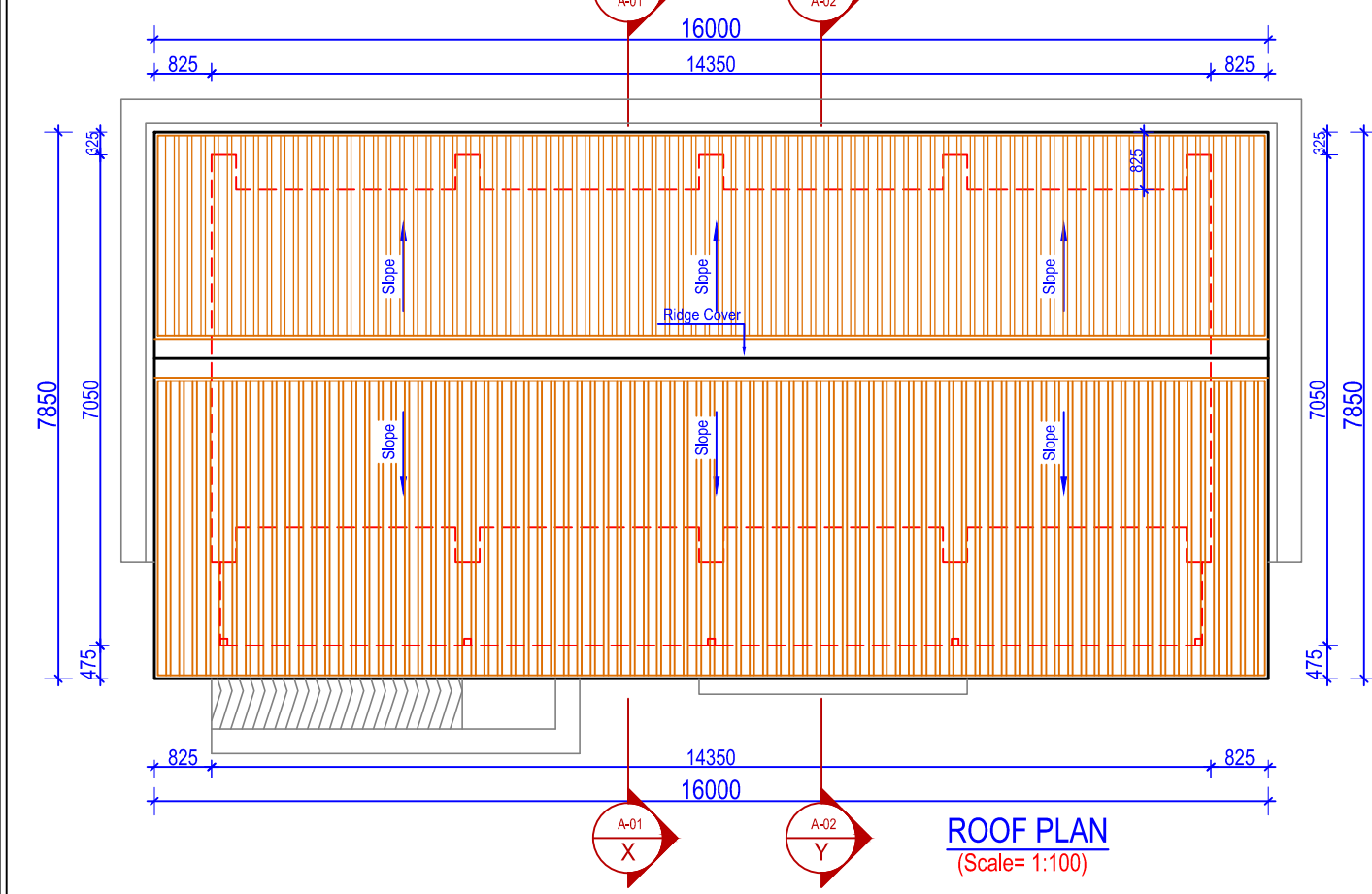
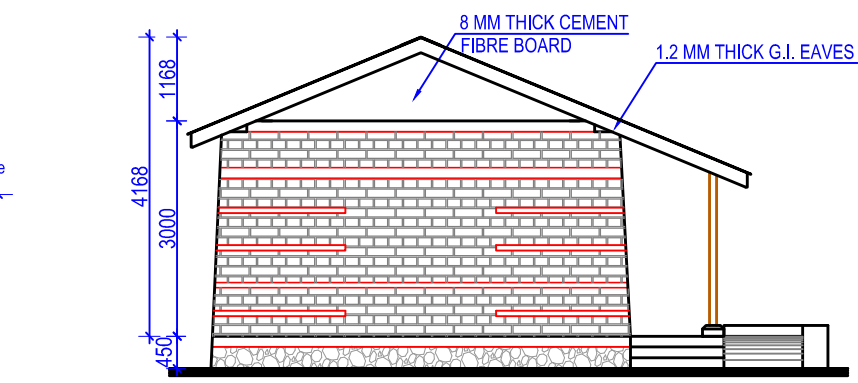


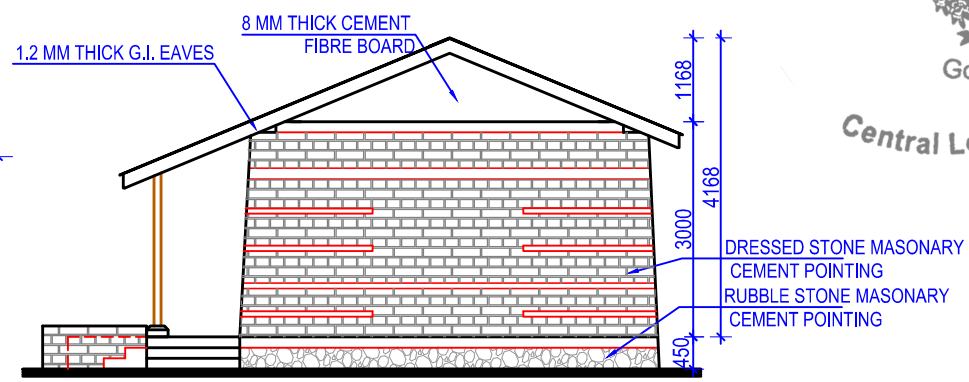
**GROUND FLOOR PLAN**  
Area = 96.30 Sq. M.



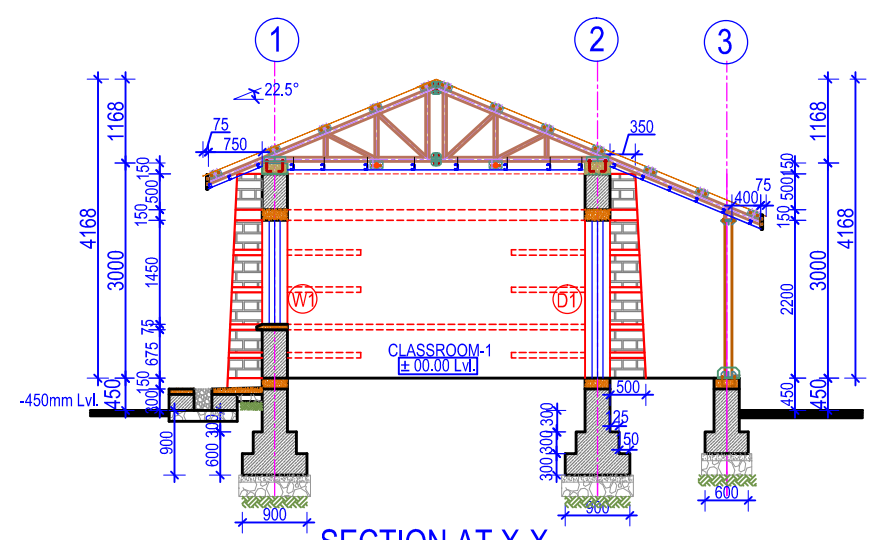
**ROOF PLAN**  
(Scale = 1:100)



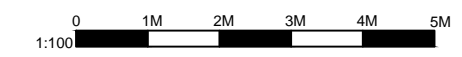
**SIDE ELEVATION**  
(Scale = 1:100)



**SIDE ELEVATION**  
(Scale = 1:100)



**SECTION AT X-X**  
(Scale = 1:100)



- NOTES:**
1. Any discrepancy in the drawing to be immediately reported to the consultant or concerned engineer.
  2. Drawing are not to be directly measured.
  3. Read this drawing along with other related drawings and coordinate with Structural, Electrical, Plumbing and other services drawings.
  4. Refer doors & windows schedule/elevations for size of doors & windows
  5. Provide threshold at all exterior doors as per details, unless otherwise indicated.
  6. The location of ramps to be adjusted as per site condition.



German Development Cooperation (giz)

Project Title:  
**Recovery Programme Nepal (RPN)  
School Recovery Project**

Consultant:  
**EWES** East West Engineering Service Pvt. Ltd.  
P. Box-8621, Bansbari, Kathmandu, Nepal. web: ewesnepal.com  
Tel: 9771-4373316, Fax: 4650203, email: hbgewe@gmail.com

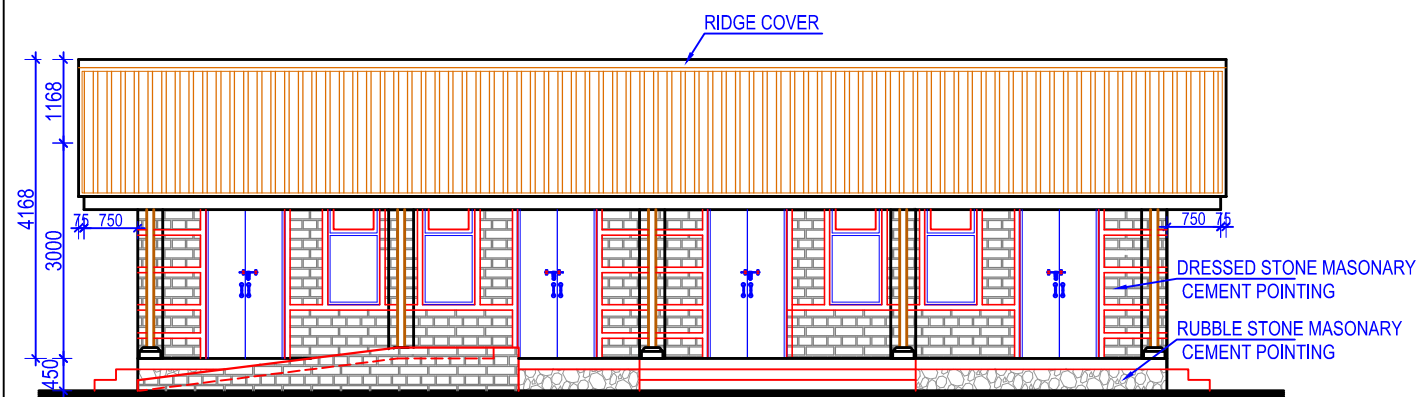
Name of School :  
**SHREE SHYAME WANGPHEL HIGHER S. SCHOOL**  
Komin Shyaprubasi, Rasuwa, Nepal

Type Design :  
**1 STOREY 2 CLASSROOM**

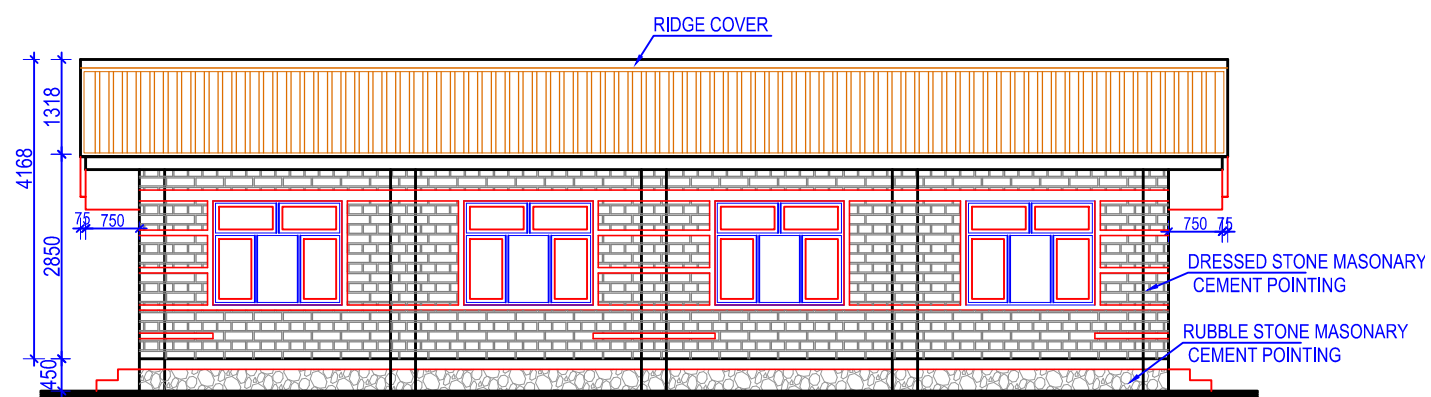
Sheet Title :  
**GROUND FLOOR PLAN,  
ELEVATIONS & SECTION**

Date : May, 2016  
Print Sheet : A'3' Size

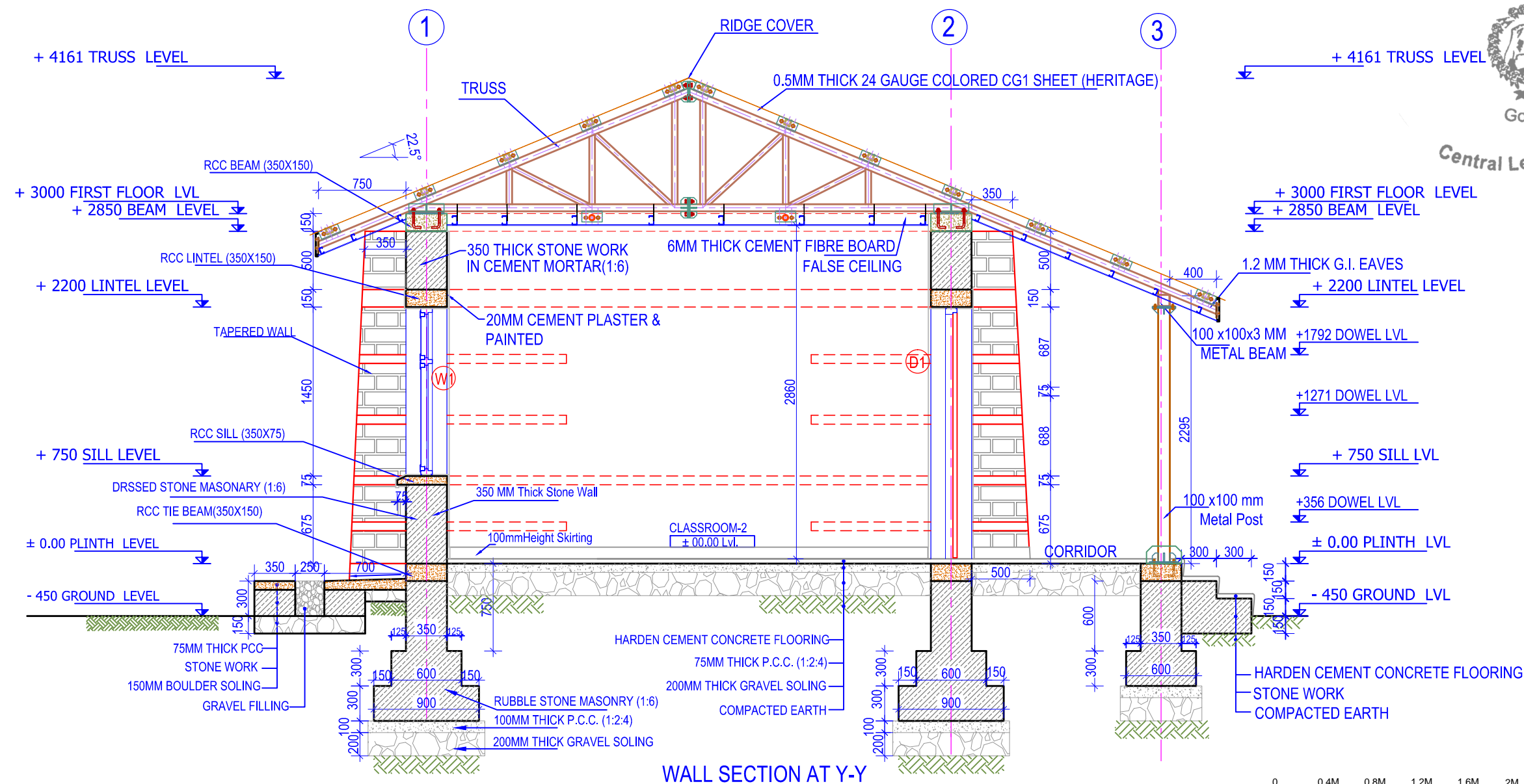
Sheet No.  
**1-2C**  
**A-01**



**FRONT ELEVATION**  
(Scale= 1:100)



**BACK ELEVATION**  
(Scale= 1:100)



**WALL SECTION AT Y-Y**  
(Scale= 1:40)



German Development Cooperation (giz)

Project Title:  
Recovery Programme Nepal (RPN)  
School Recovery Project

Consultant:  
**EWES** East West Engineering Service Pvt. Ltd.  
P. Box-8621, Bansbari, Kathmandu, Nepal. web: ewesnepal.com  
Tel: 9771-4373316, Fax: 4650203, email: hbgewe@gmail.com

Name of School :  
SHREE SHYAME WANGPHEL HIGHER S. SCHOOL  
Komin Shyaprubasi, Rasuwa, Nepal

Type Design :  
1 STOREY 2 CLASSROOM

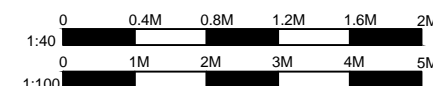
Sheet Title :  
ELEVATIONS AND  
WALL SECTION

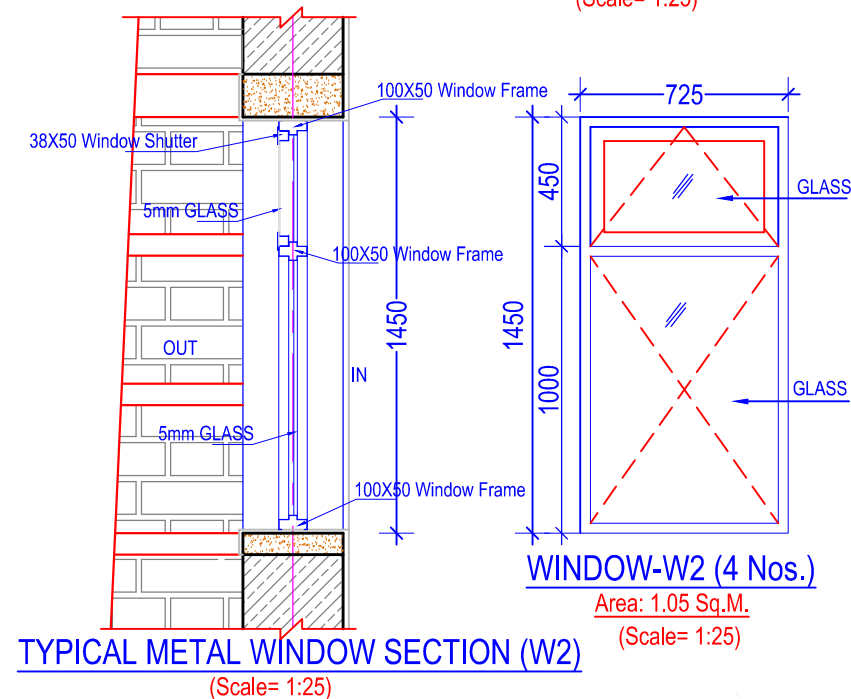
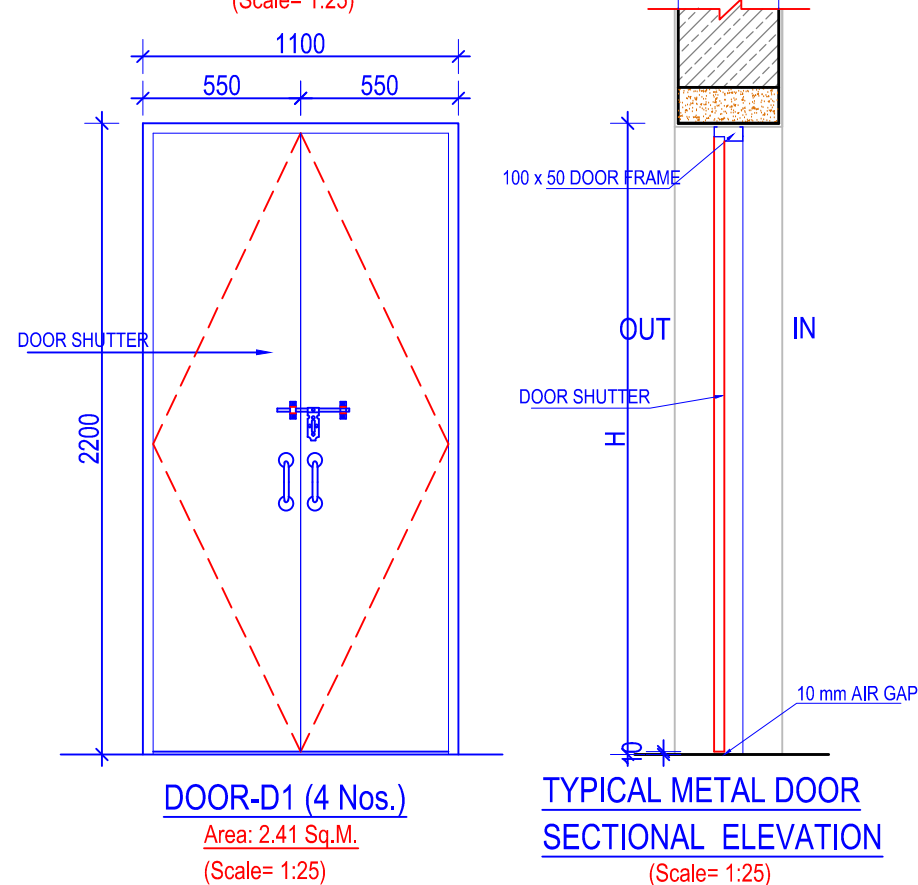
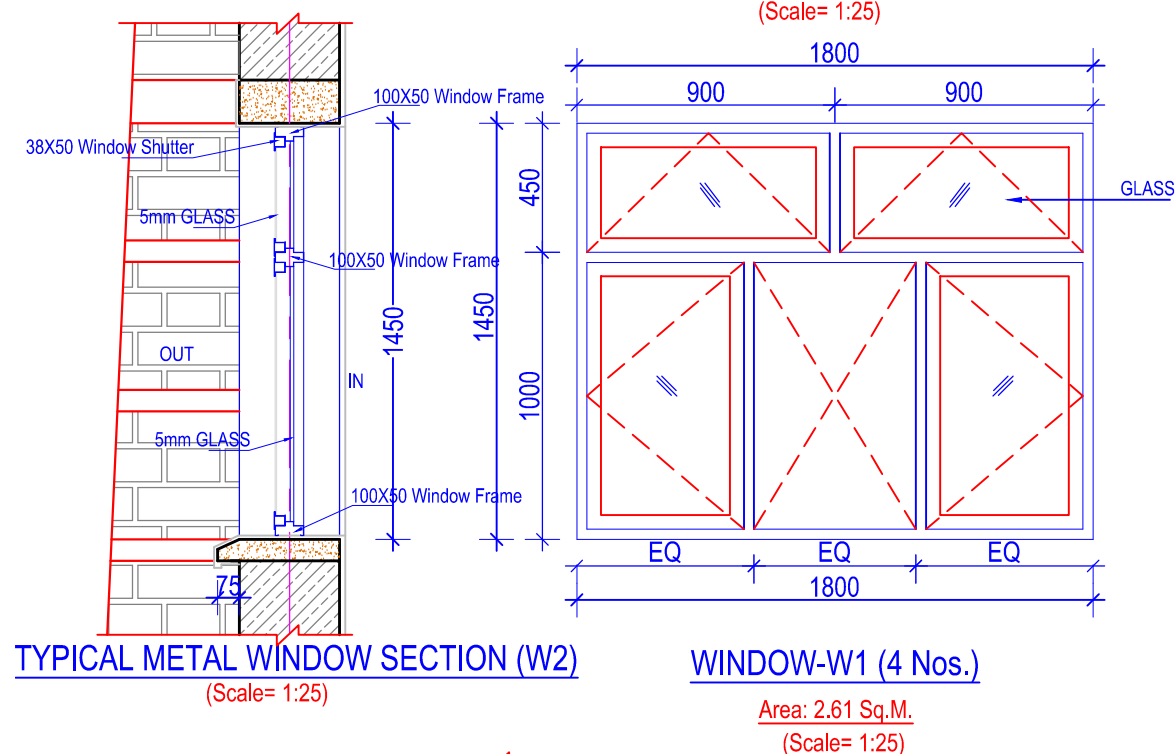
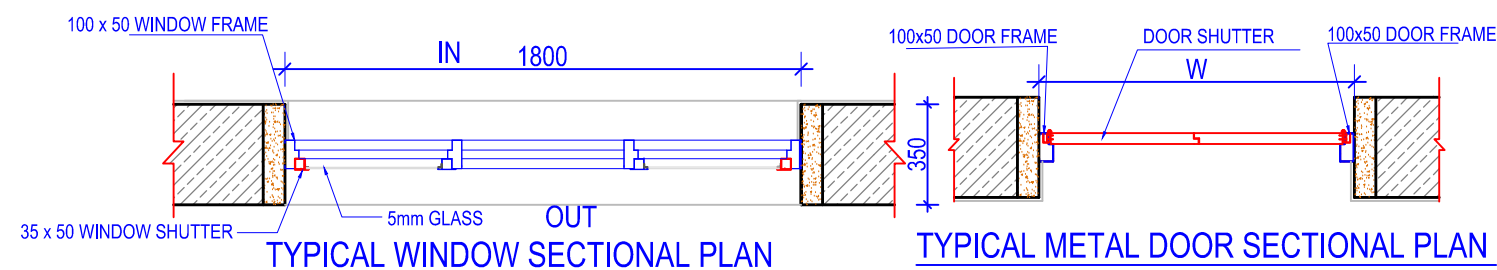
Date : May, 2016  
Print Sheet : A'3' Size

Sheet No.

1-2C

A-02





#### DOORS & WINDOWS SCHEDULE:

S.N.	SYMBOL	SIZES	G.F.	TOTAL	REMARKS
1.	W1	1800 x 1450	4	4	MS Frame & Shutter
2.	W2	725 x 1450	4	4	MS Frame & Shutter
3.	D1	1100 x 2200	4	4	MS Frame & Shutter
TOTAL			12	12	



- NOTES:
- Any discrepancy in the drawing to be immediately reported to the consultant or concerned engineer.
  - Drawing are not to be directly measured.
  - Read this drawing along with other related drawings and coordinate with Structural, Electrical, Plumbing and other services drawings.
  - Refer doors & windows schedule/elevations for size of doors & windows
  - Provide threshold at all exterior doors as per details, unless otherwise indicated.
  - The location of ramps to be adjusted as per site condition.

German Development Cooperation (giz)

Project Title:  
Recovery Programme Nepal (RPN)  
School Recovery Project

Consultant:  
**EWES** East West Engineering Service Pvt. Ltd.  
P. Box-8621, Bansbari, Kathmandu, Nepal. web: ewesnepal.com  
Tel: 9771-4373316, Fax: 4650203, email: hbgewe@gmail.com

Name of School :  
SHREE SHYAME WANGPHEL HIGHER S. SCHOOL  
Komin Shyaprubasi, Rasuwa, Nepal


Type Design :  
1 STOREY 2 CLASSROOM

Sheet Title :  
DOOR WINDOW DETAIL

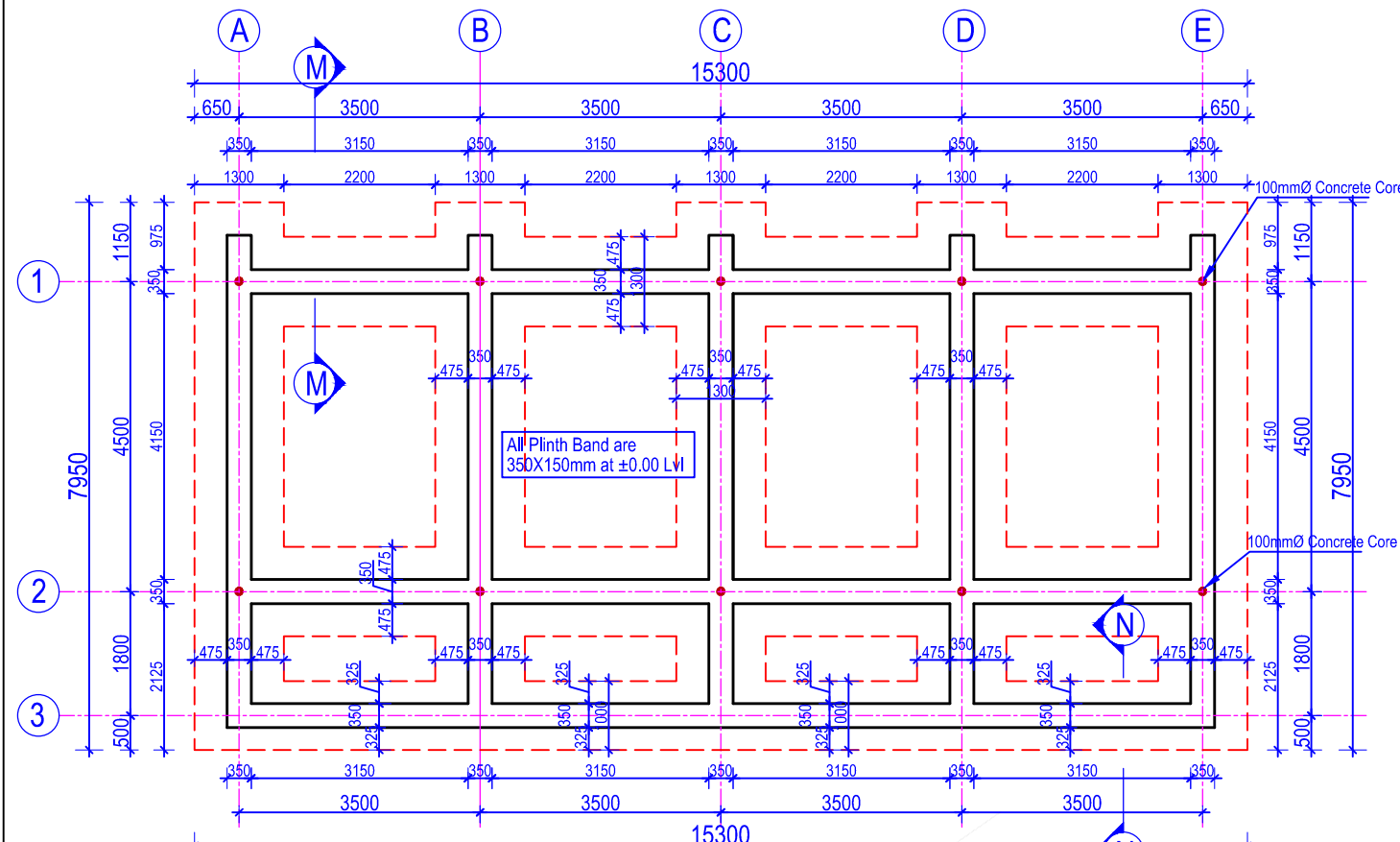
Sheet No.  
1-2C

Date : May, 2016  
Print Sheet : A3' Size

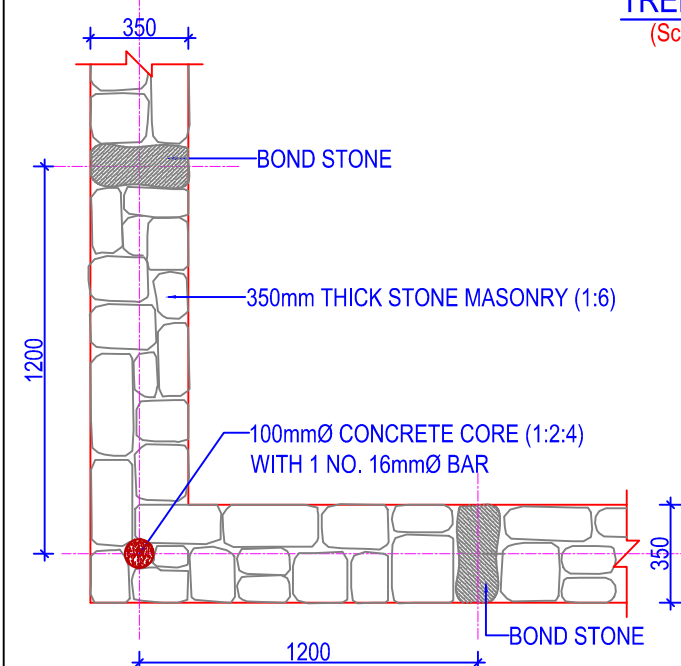
A-03



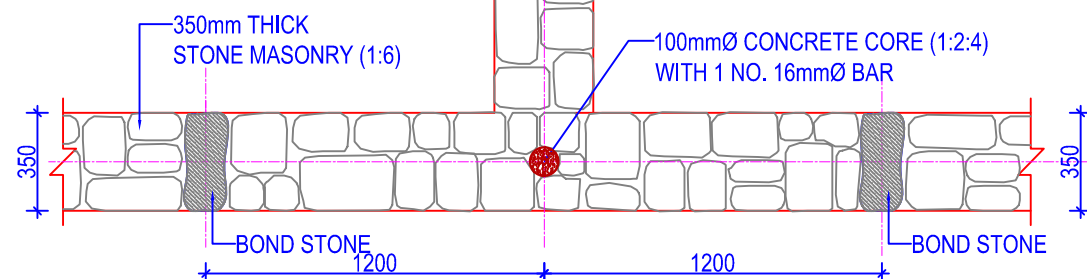




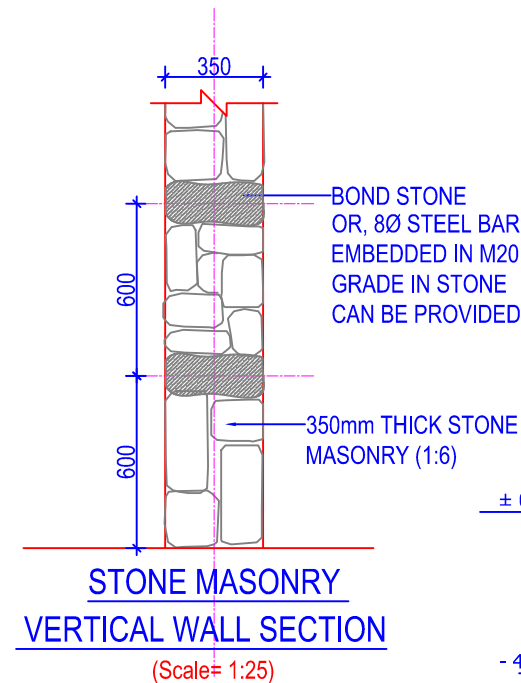
**TRENCH PLAN**  
(Scale= 1:100)



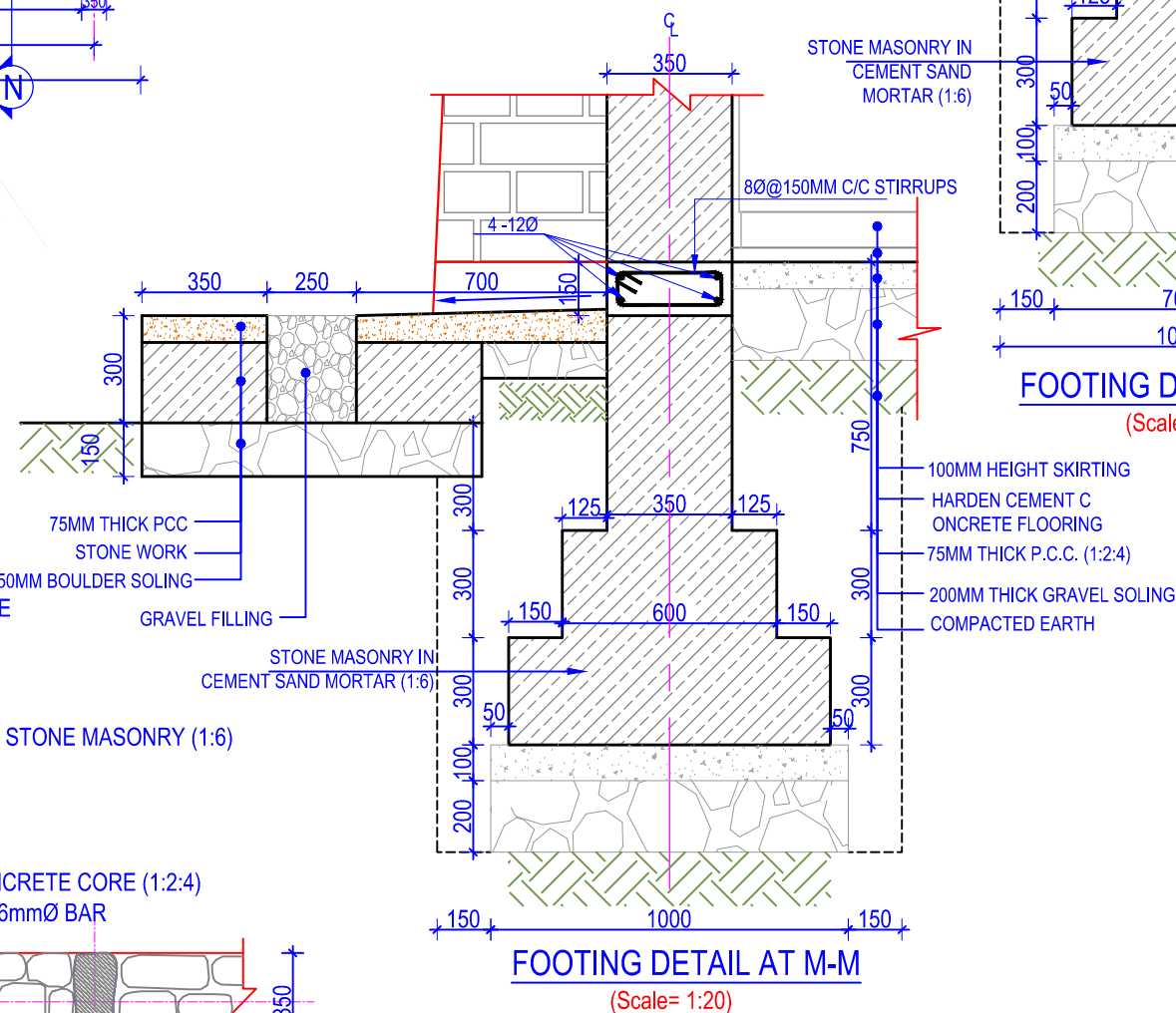
**STONE MASONRY WALL PLAN AT CORNER**  
(Scale= 1:25)



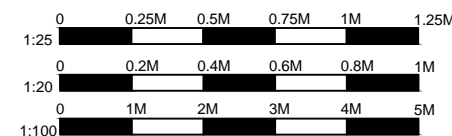
**STONE MASONRY WALL PLAN AT T-JUNCTION**  
(Scale= 1:25)



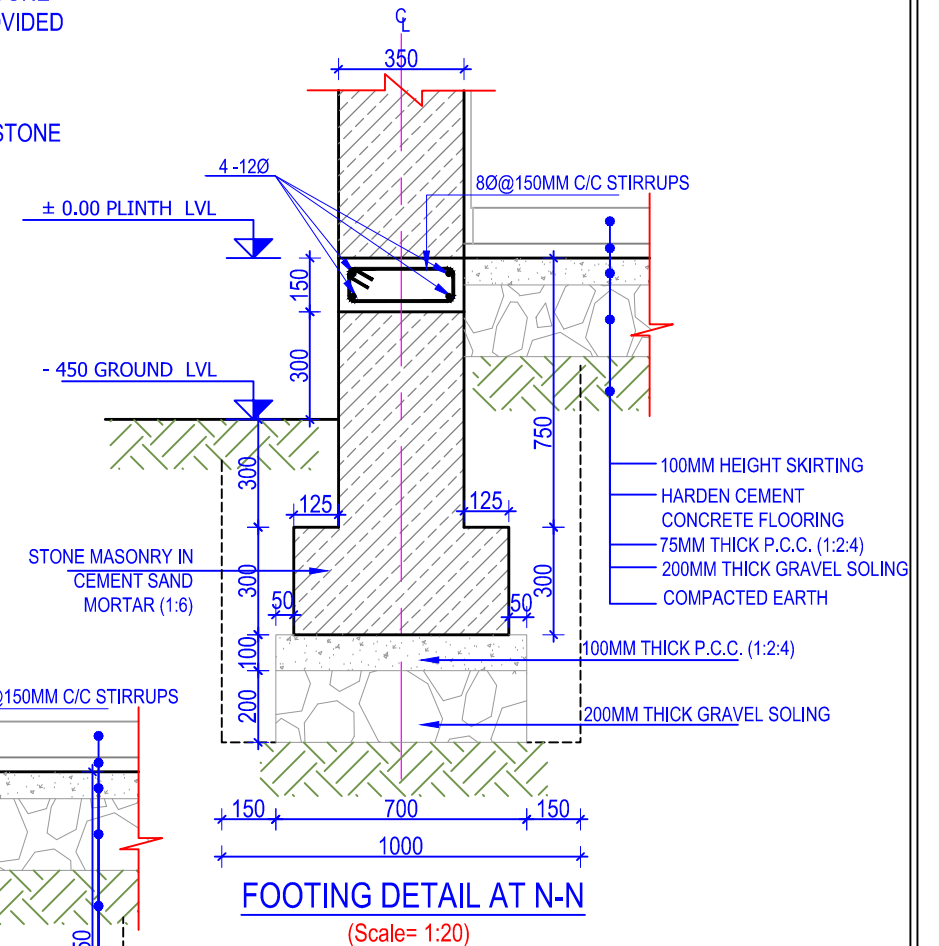
**STONE MASONRY VERTICAL WALL SECTION**  
(Scale= 1:25)



**FOOTING DETAIL AT M-M**  
(Scale= 1:20)



- NOTES:**
1. Any discrepancy in the drawing to be immediately reported to the consultant or concerned engineer.
  2. Drawing are not to be directly measured.
  3. Read this drawing along with other related drawings and coordinate with Structural, Electrical, Plumbing and other services drawings.
  4. Refer doors & windows schedule/elevations for size of doors & windows
  5. Provide threshold at all exterior doors as per details, unless otherwise indicated.
  6. The location of ramps to be adjusted as per site condition.



**FOOTING DETAIL AT N-N**  
(Scale= 1:20)

German Development Cooperation (giz)

Project Title:  
**Recovery Programme Nepal (RPN)  
School Recovery Project**

Consultant:  
**EWES East West Engineering Service Pvt. Ltd.**  
P. Box-8621, Bansbari, Kathmandu, Nepal. web: ewesnepal.com  
Tel: 9771-4373316, Fax: 4650203, email: hbgewe@gmail.com

Name of School :  
**SHREE SHYAME WANGPHEL HIGHER S. SCHOOL**  
Komin Shyaprubasi, Rasuwa, Nepal

Type Design :  
**1 STOREY 2 CLASSROOM**

Sheet Title :  
**TRENCH PLAN & STONE  
MASONRY WALL DETAILS**

Date : May, 2016  
Print Sheet : A'3' Size

Sheet No.

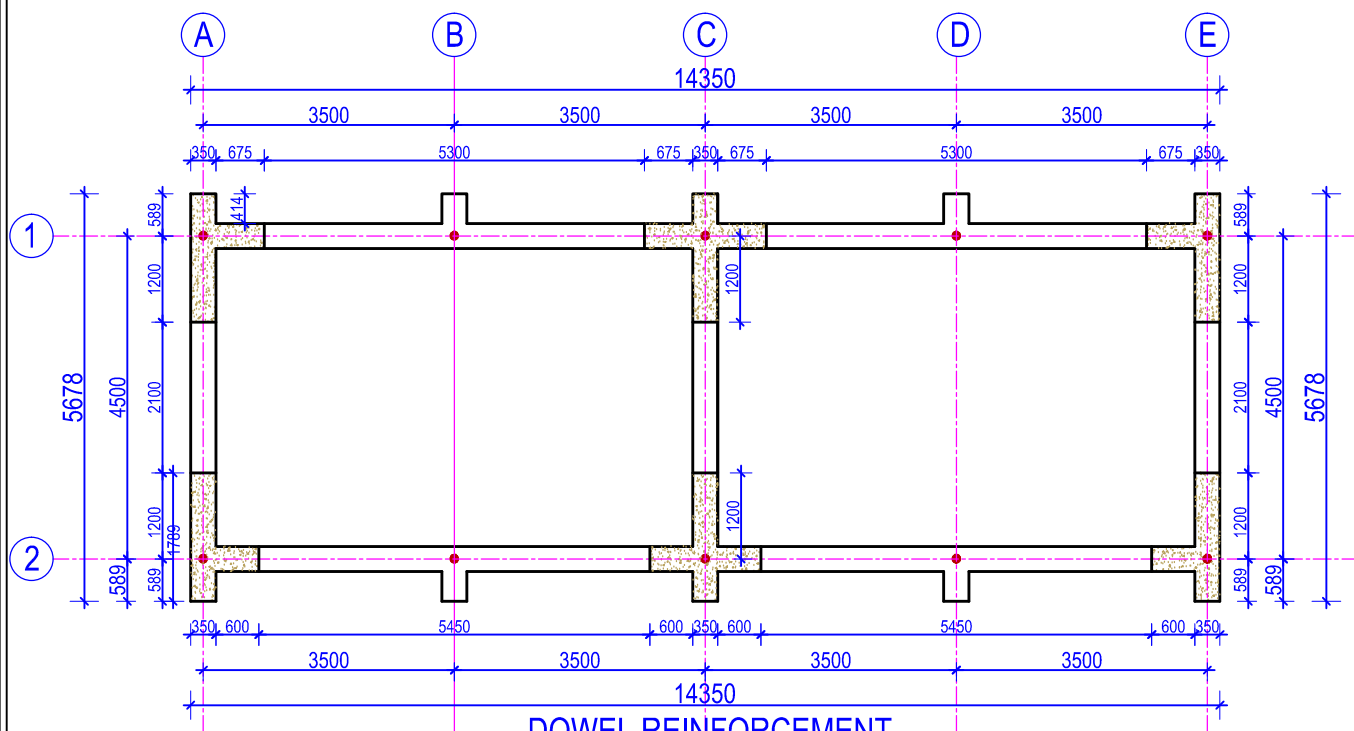
**1-2C**

**S-01**

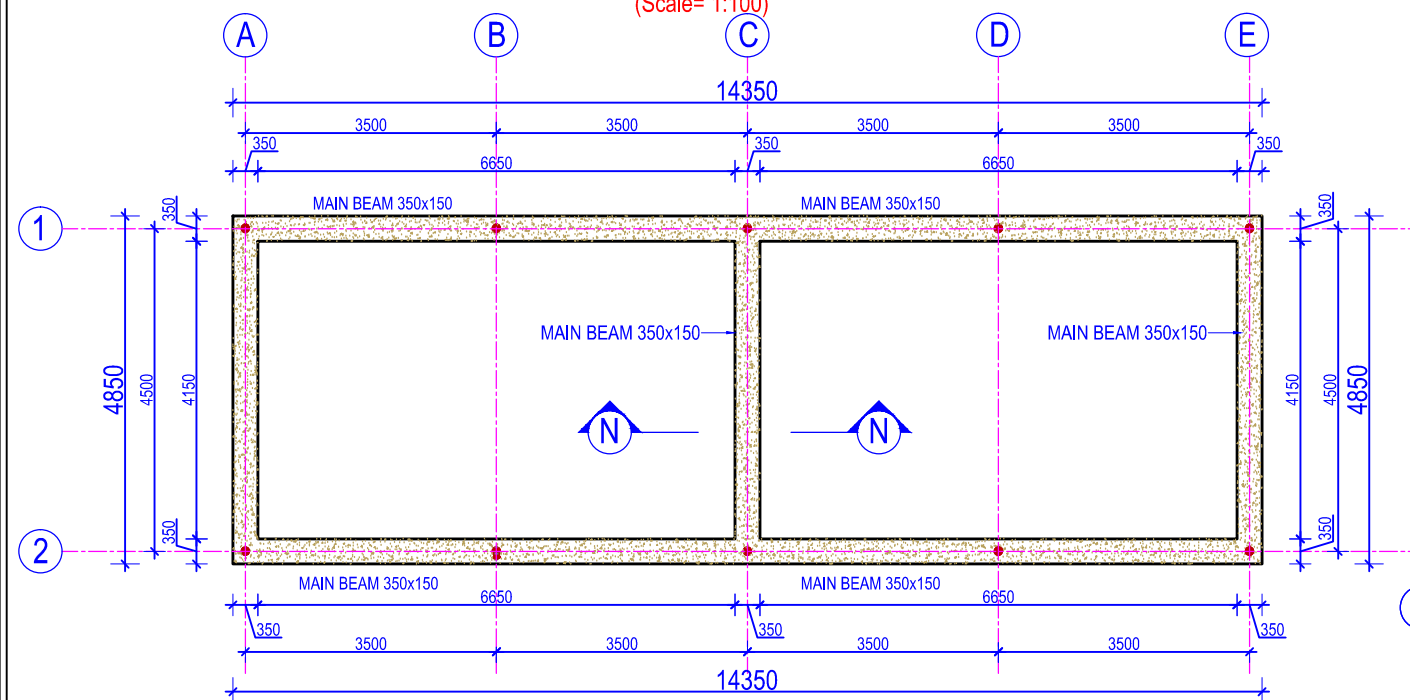


# NOTES:

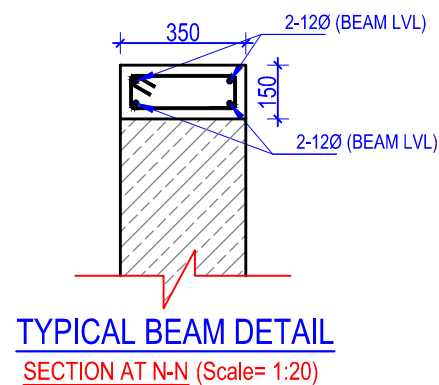
1. Any discrepancy in the drawing to be immediately reported to the consultant or concerned engineer.
2. Drawing are not to be directly measured.
3. Read this drawing along with other related drawings and coordinate with Structural, Electrical, Plumbing and other services drawings.
4. Refer doors & windows schedule/elevations for size of doors & windows
5. Provide threshold at all exterior doors as per details, unless otherwise indicated.
6. The location of ramps to be adjusted as per site condition.



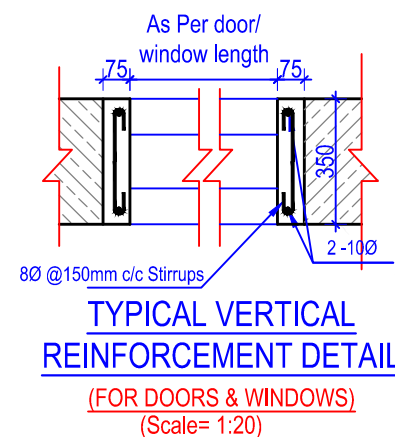
**DOWEL REINFORCEMENT  
AT 356MM, 1271MM, 1792MM LVL**  
(Scale= 1:100)



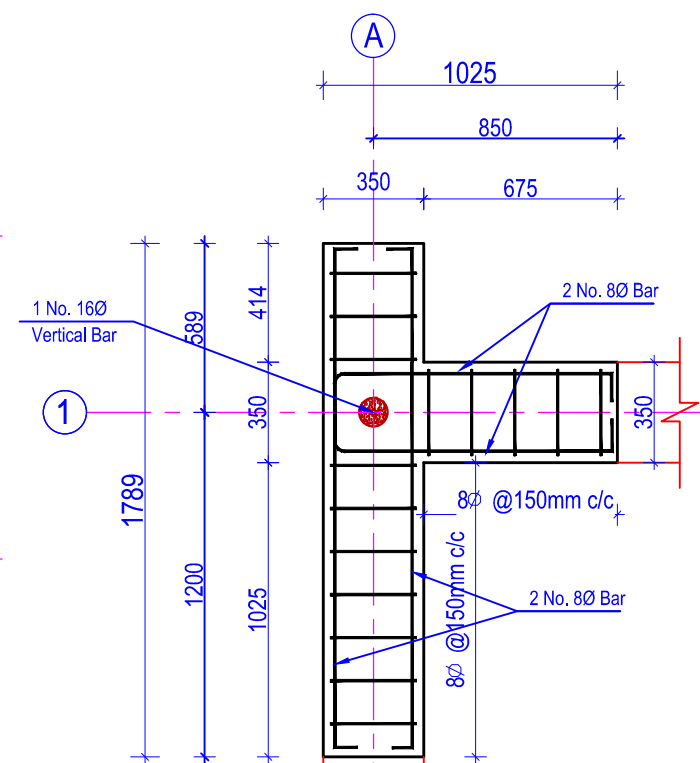
**BEAM BAND LAYOUT PLAN AT 2850 MM LVL** (Scale= 1:100)



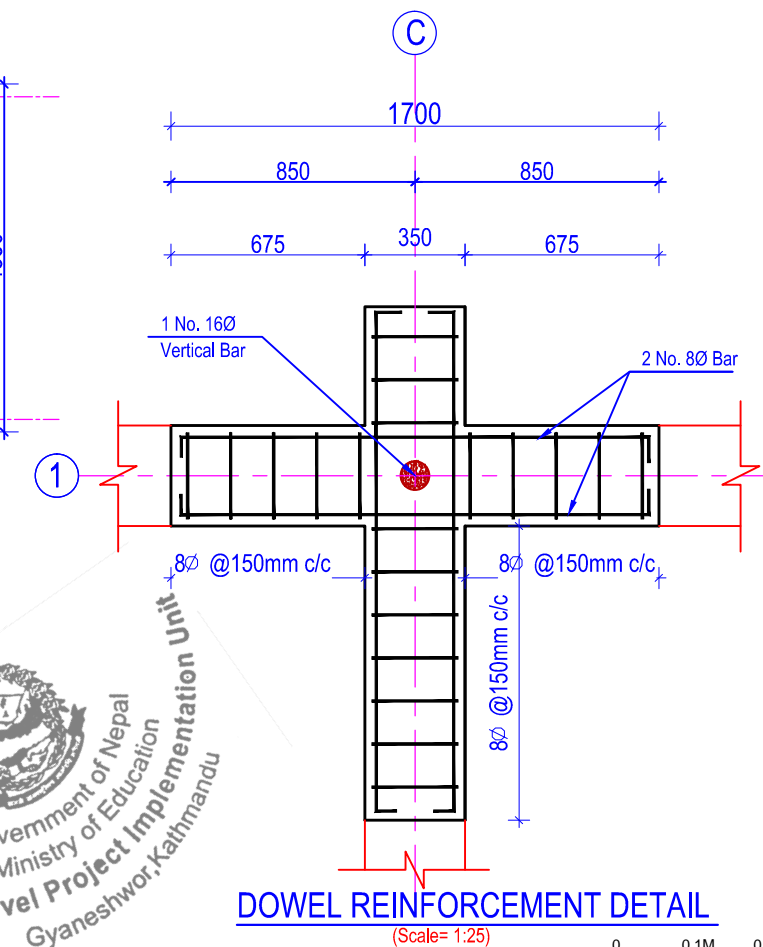
**TYPICAL BEAM DETAIL**  
SECTION AT N-N (Scale= 1:20)



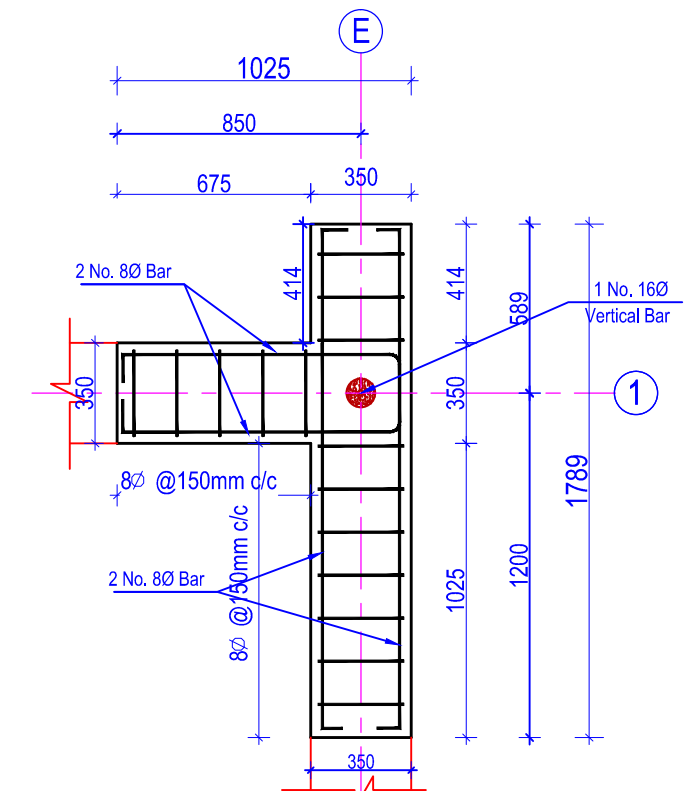
**TYPICAL VERTICAL  
REINFORCEMENT DETAIL**  
(FOR DOORS & WINDOWS)  
(Scale= 1:20)



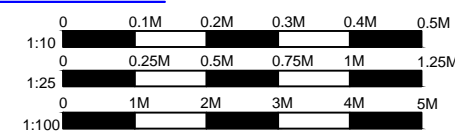
**DOWEL REINFORCEMENT DETAIL**  
(Scale= 1:25)



**DOWEL REINFORCEMENT DETAIL**  
(Scale= 1:25)



**DOWEL REINFORCEMENT DETAIL**  
(Scale= 1:25)



German Development Cooperation (giz)

Project Title:  
Recovery Programme Nepal (RPN)  
School Recovery Project

Consultant:  
**EWES** East West Engineering Service Pvt. Ltd.  
P. Box-8621, Bansbari, Kathmandu, Nepal. web: ewesnepal.com  
Tel: 9771-4373316, Fax: 4650203, email: hbgewe@gmail.com

Name of School :  
SHREE SHYAME WANGPHEL HIGHER S. SCHOOL  
Komin Shyaprubasi, Rasuwa, Nepal

Type Design :  
1 STOREY 2 CLASSROOM

Sheet Title :  
DOWEL REINFORCEMENT &  
BEAM BAND LAYOUT PLAN

Sheet No.

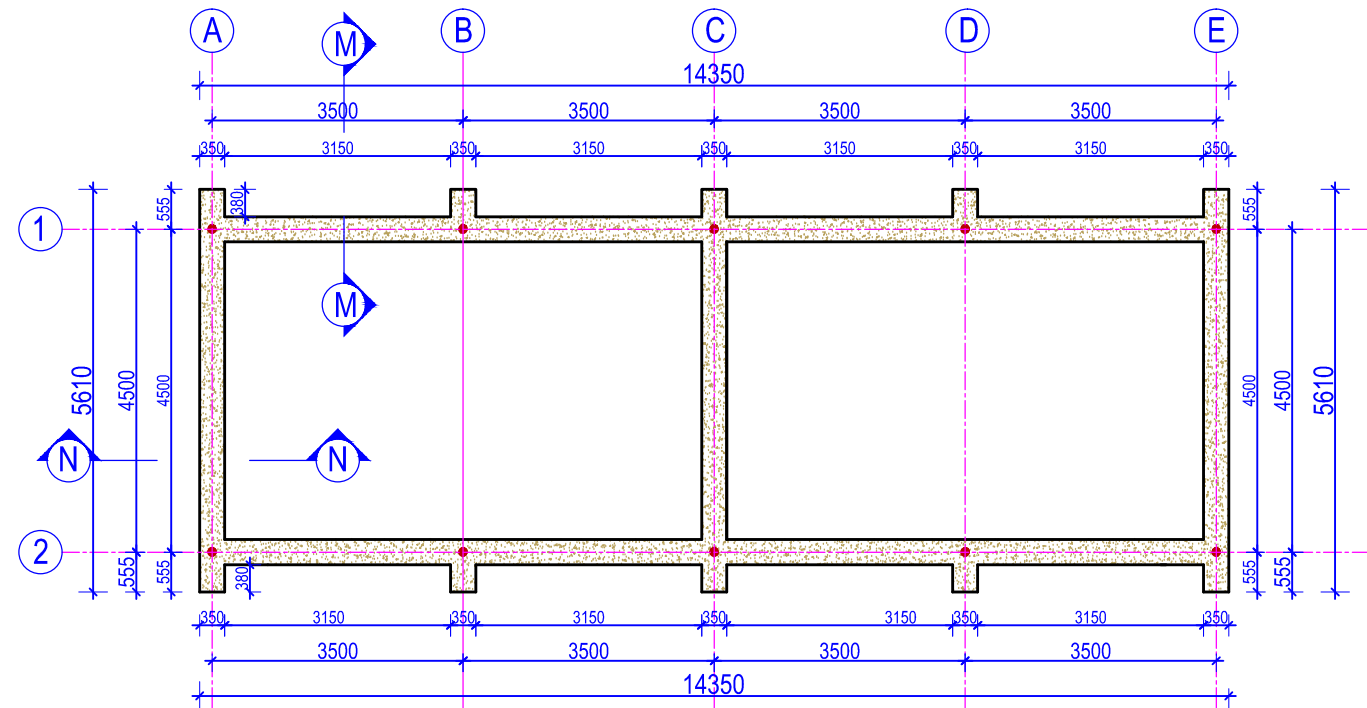
1-2C

Date : May, 2016

Print Sheet : A'3' Size

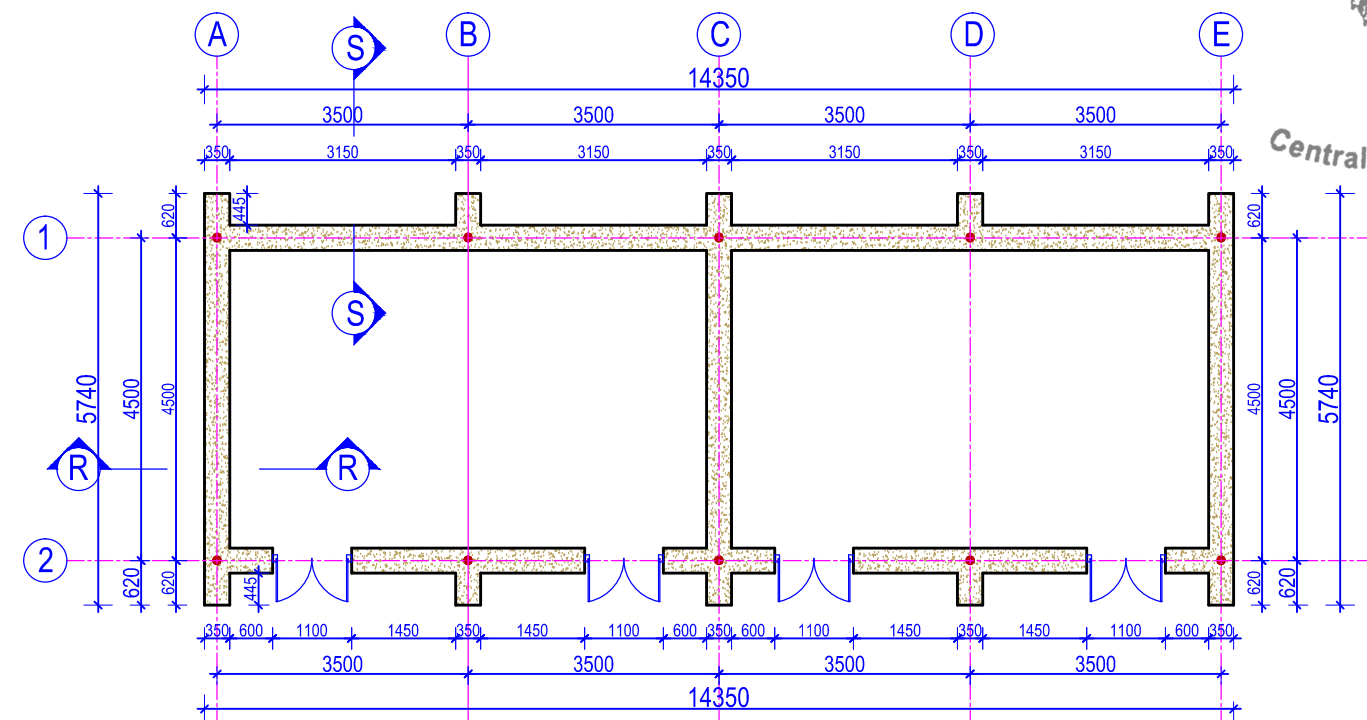
S-03





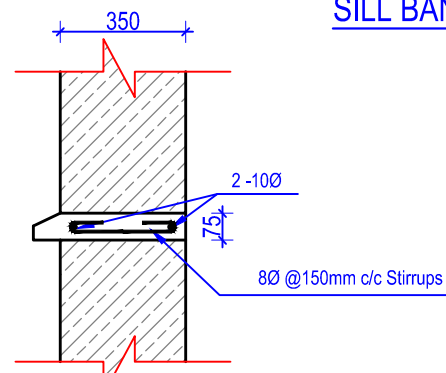
LINTEL BAND LAYOUT PLAN AT 2200 MM LVL

(Scale= 1:100)



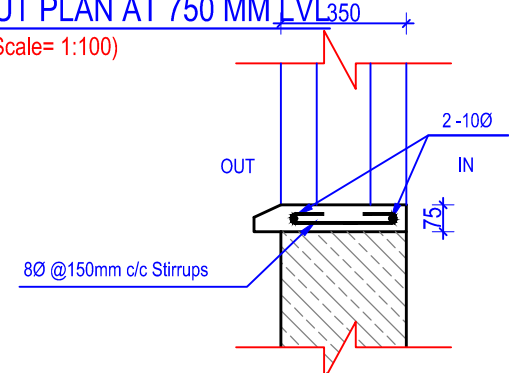
SILL BAND LAYOUT PLAN AT 750 MM LVL

(Scale= 1:100)



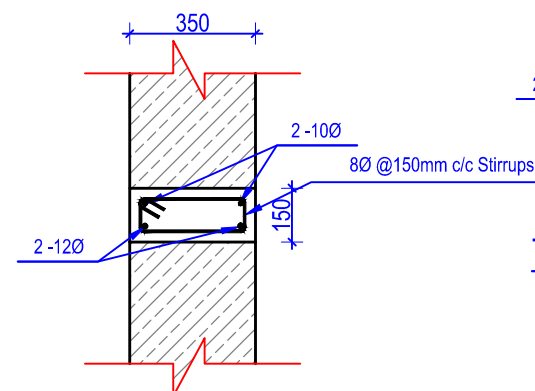
TYPICAL SILL DETAIL

SECTION AT R-R  
(Scale= 1:20)



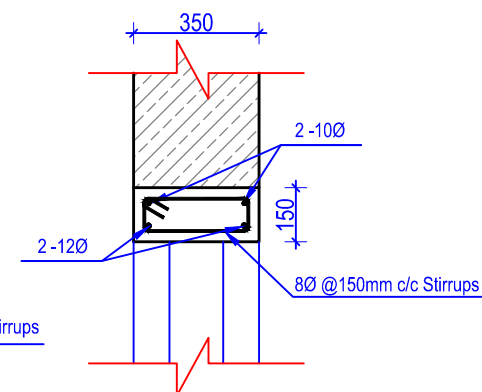
TYPICAL SILL DETAIL

SECTION AT S-S  
(Scale= 1:20)



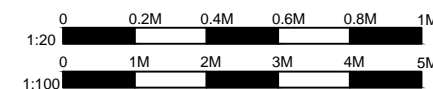
TYPICAL LINTEL DETAIL

SECTION AT N-N  
(Scale= 1:20)



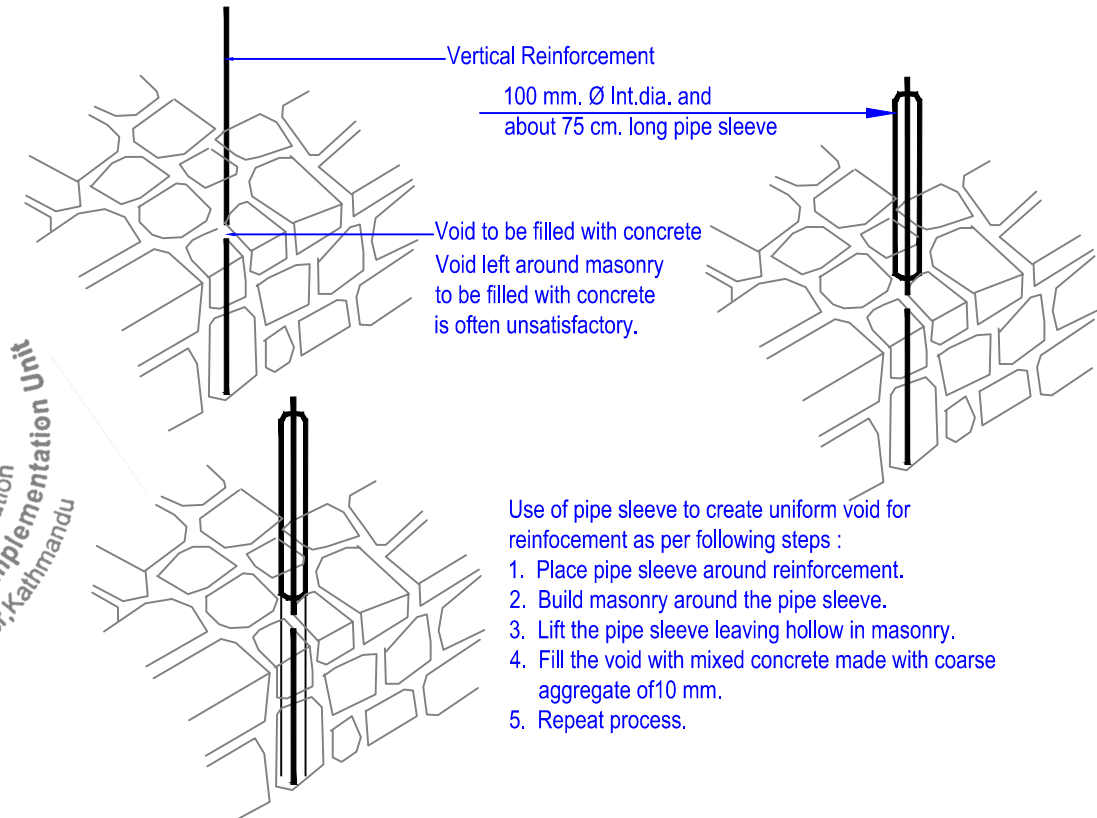
TYPICAL LINTEL DETAIL

SECTION AT M-M  
(Scale= 1:20)



#### NOTES:

- Any discrepancy in the drawing to be immediately reported to the consultant or concerned engineer.
- Drawing are not to be directly measured.
- Read this drawing along with other related drawings and coordinate with Structural, Electrical, Plumbing and other services drawings.
- Refer doors & windows schedule/elevations for size of doors & windows
- Provide threshold at all exterior doors as per details, unless otherwise indicated.
- The location of ramps to be adjusted as per site condition.



VERTICAL REINFORCEMENT IN RANDOM RUBBLE MASONRY

(Scale= 1:25)

German Development Cooperation (giz)

Project Title:  
Recovery Programme Nepal (RPN)  
School Recovery Project

Consultant:  
EWES East West Engineering Service Pvt. Ltd.  
P. Box-8621, Bansbari, Kathmandu, Nepal. web: ewesnepal.com  
Tel: 9771-4373316, Fax: 4650203, email: hbgewe@gmail.com

Name of School :  
SHREE SHYAME WANGPHEL HIGHER S. SCHOOL  
Komin Shyaprubasi, Rasuwa, Nepal

Type Design :  
1 STOREY 2 CLASSROOM

Sheet Title :  
LINTEL, SILL BAND DETAIL &  
VERTICAL REINFORCEMENT  
IN MASONRY

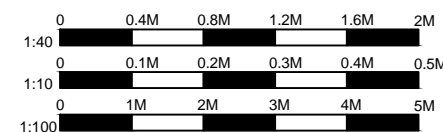
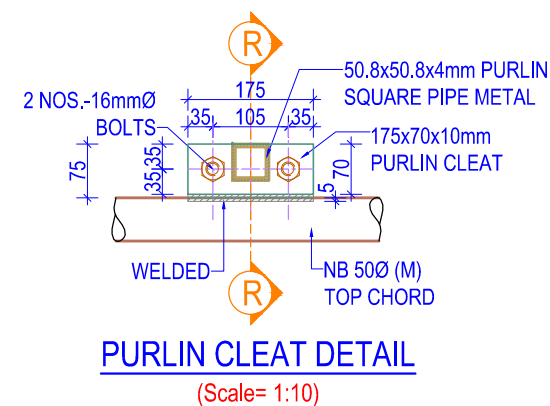
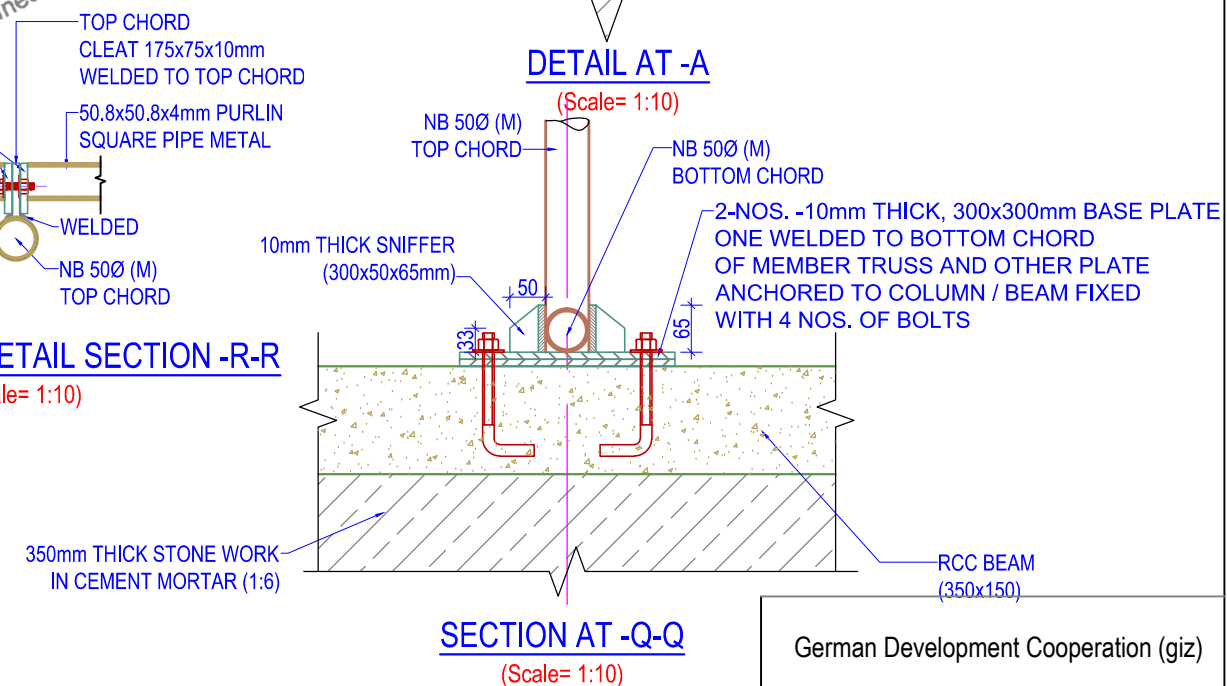
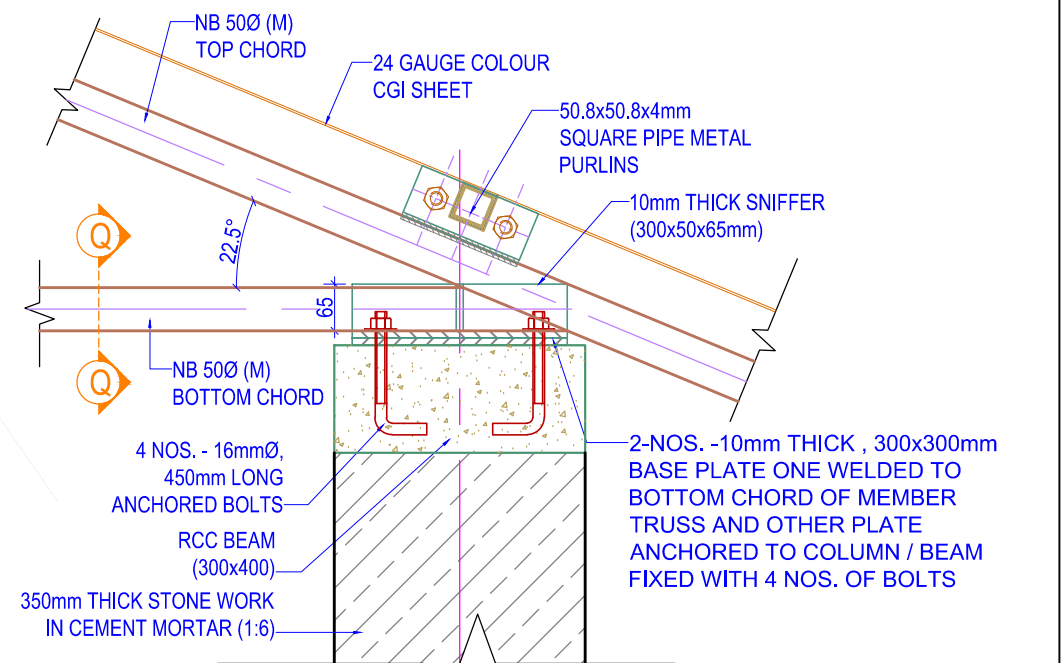
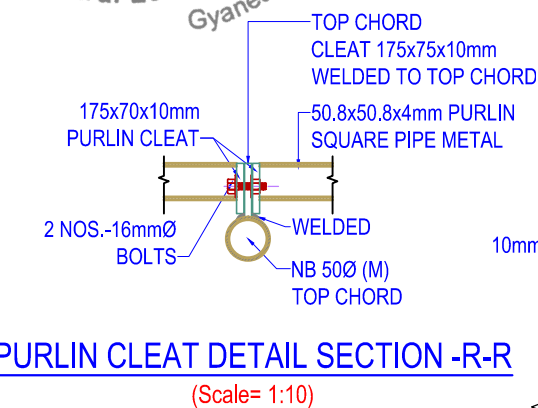
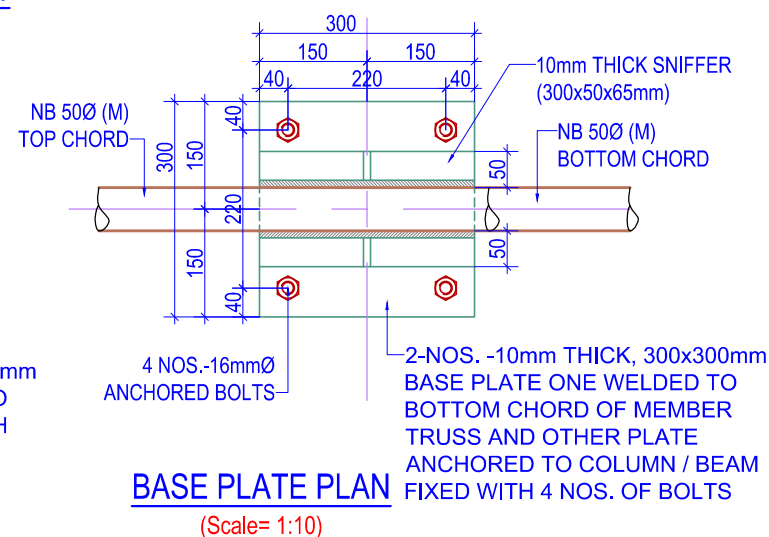
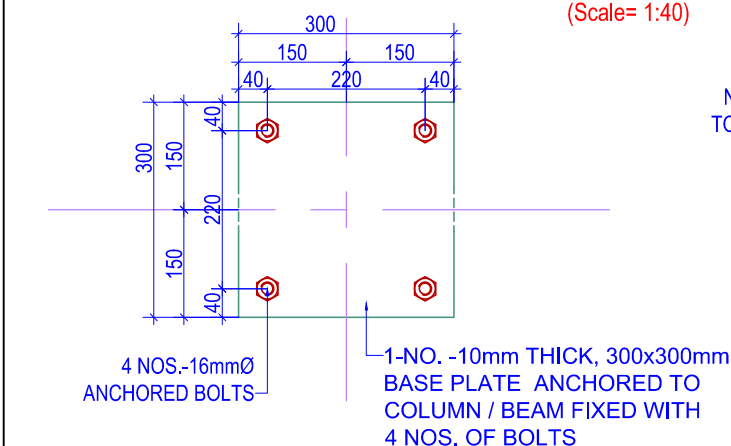
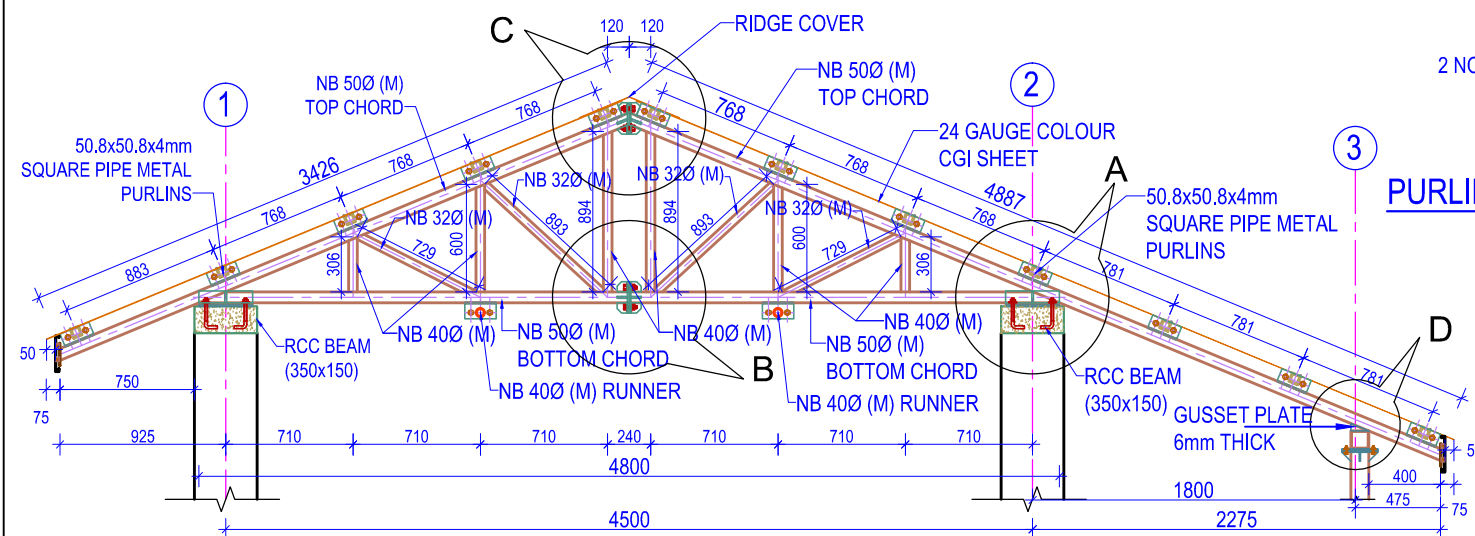
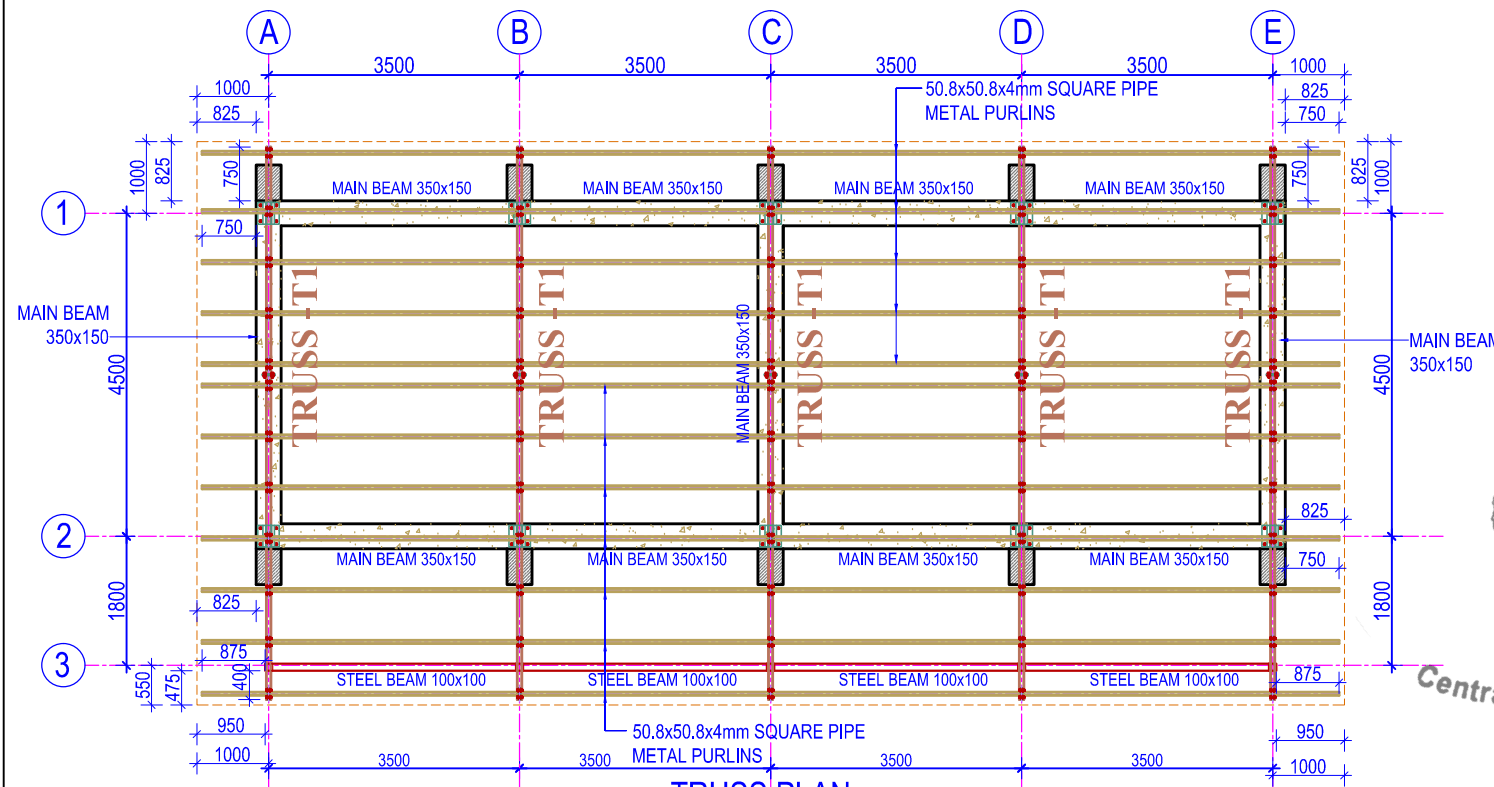
Date : May, 2016

Print Sheet : A'3' Size

Sheet No.

1-2C

S-04



German Development Cooperation (giz)

Project Title:  
Recovery Programme Nepal (RPN)  
School Recovery Project

Consultant:  
**EWES** East West Engineering Service Pvt. Ltd.  
P. Box-8621, Bansbari, Kathmandu, Nepal. web: ewesnepal.com  
Tel: 9771-4373316, Fax: 4650203, email: hbgewe@gmail.com

Name of School :  
SHREE SHYAME WANGPHEL HIGHER S. SCHOOL  
Komin Shyaprubasi, Rasuwa, Nepal

Type Design :  
1 STOREY 2 CLASSROOM

Sheet Title :  
TRUSS PLAN AND DETAILS


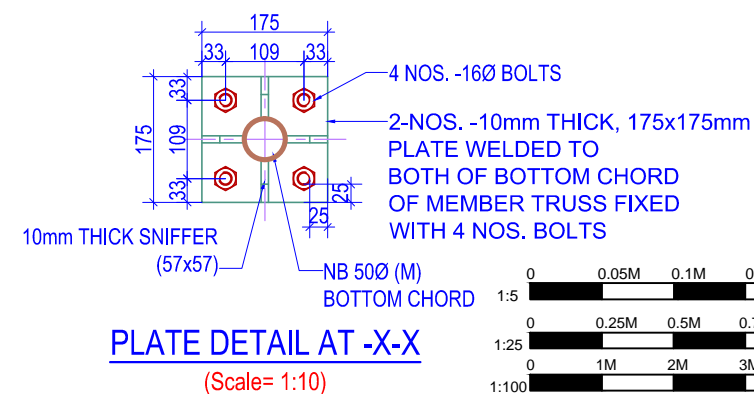
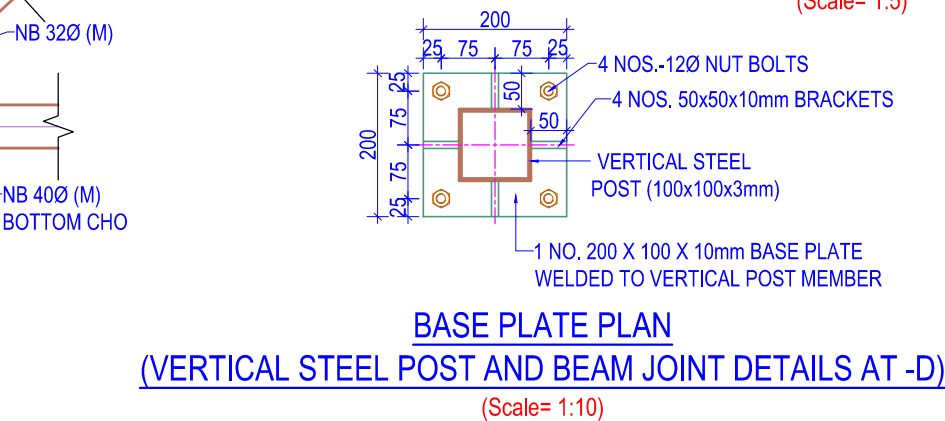
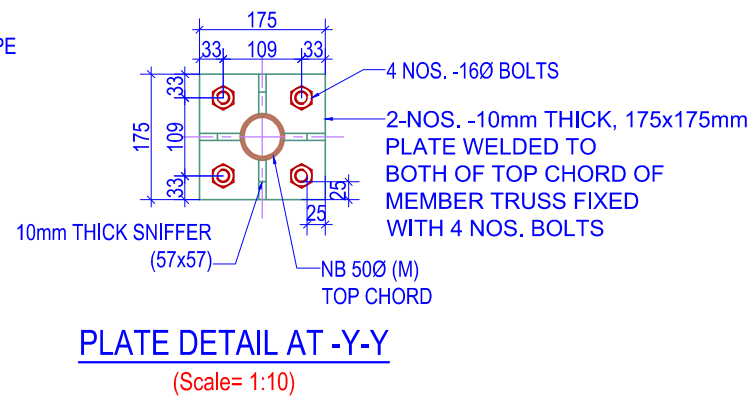
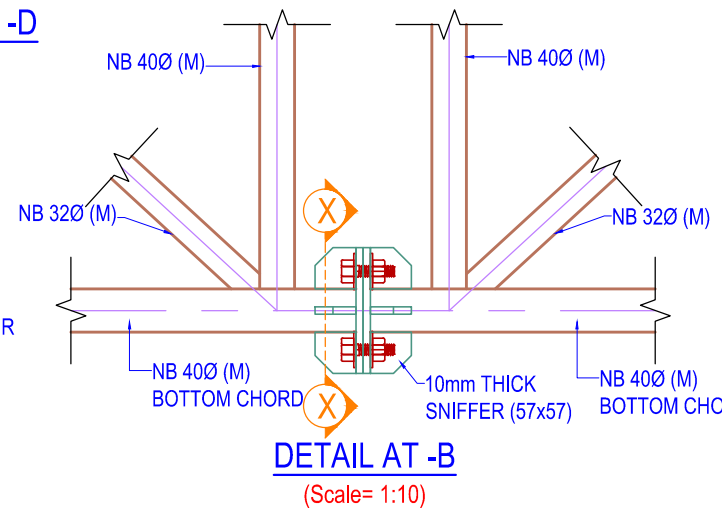
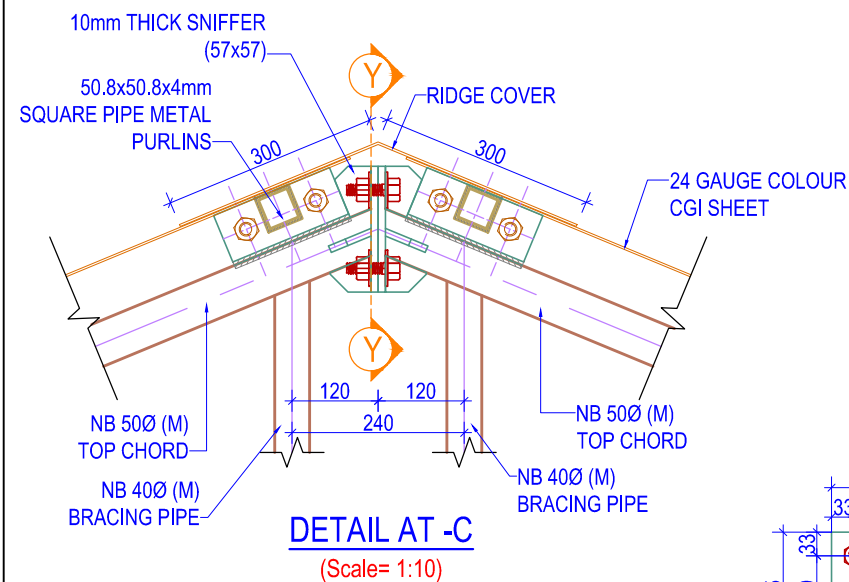
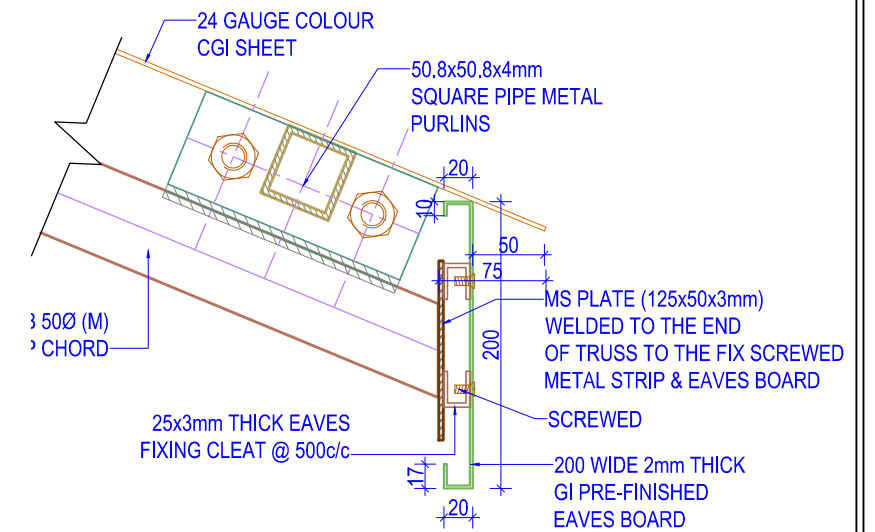
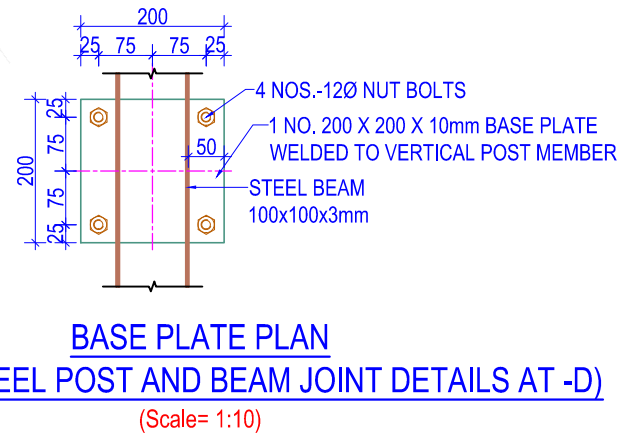
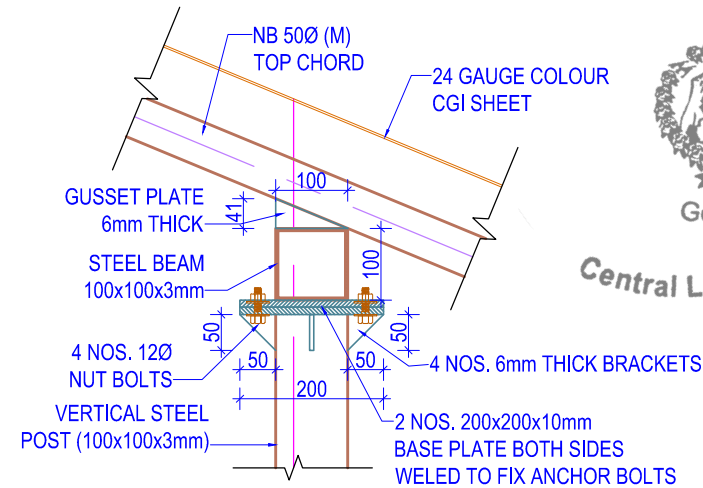
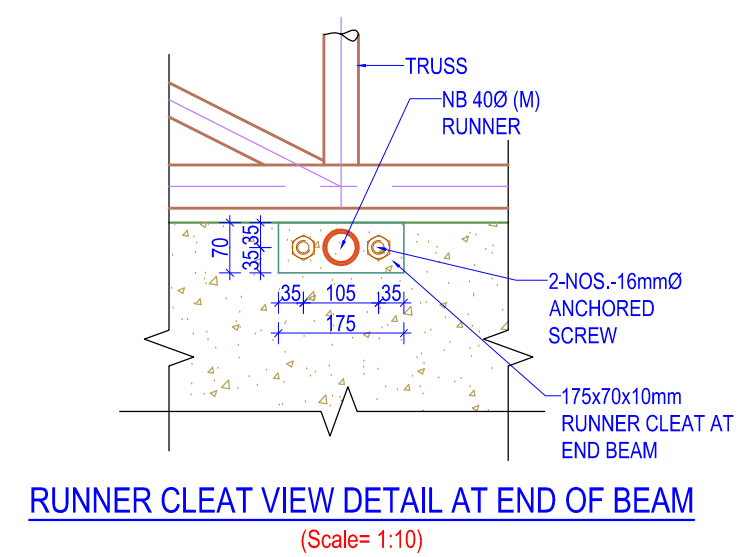
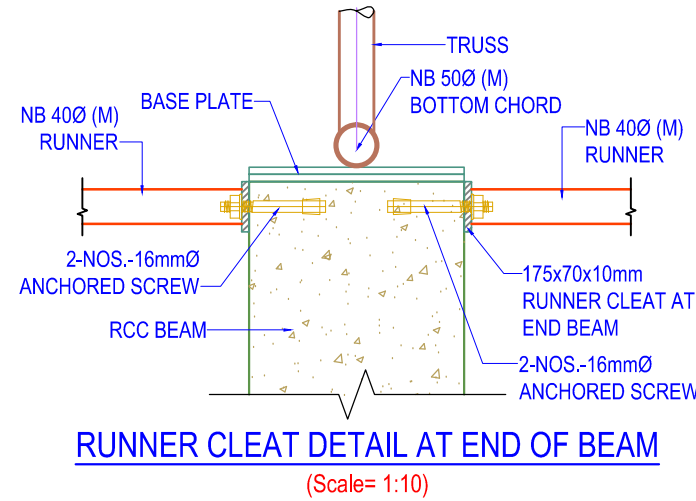
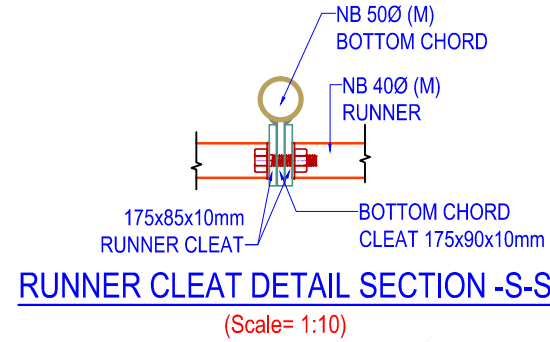
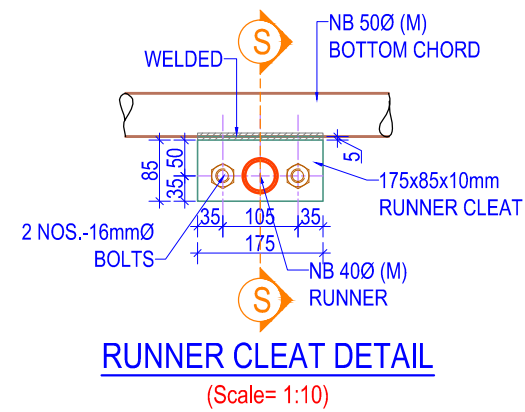
Sheet No.

1-2C

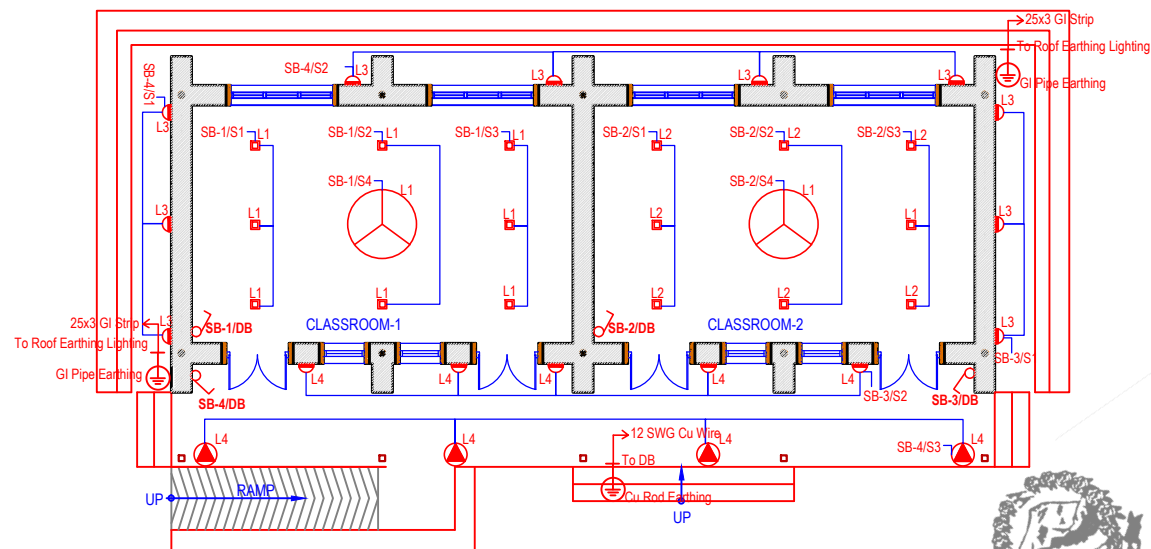
Date : May, 2016  
Print Sheet : A'3' Size

S-05

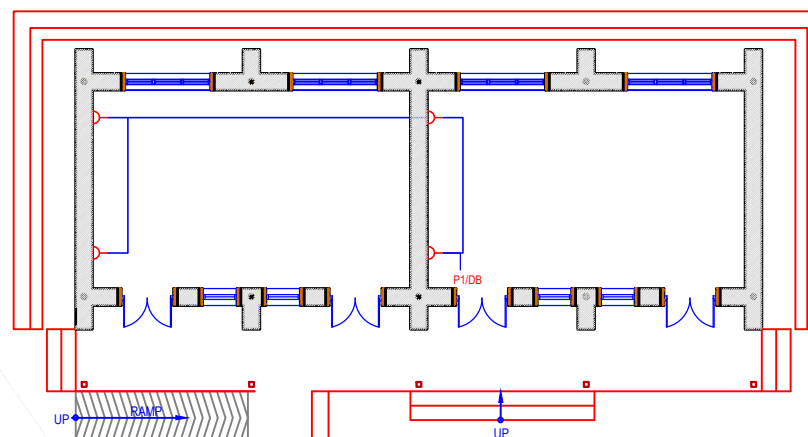




German Development Cooperation (giz)	
Project Title: Recovery Programme Nepal (RPN) School Recovery Project	
Consultant: <b>EWES</b> East West Engineering Service Pvt. Ltd. P. Box-8621, Bansbari, Kathmandu, Nepal. web: ewesnepal.com Tel: 9771-4373316, Fax: 4650203, email: hbgewe@gmail.com	
Name of School : SHREE SHYAME WANGPHEL HIGHER S. SCHOOL Komin Shyaprubasi, Rasuwa, Nepal	
Type Design : 1 STOREY 2 CLASSROOM	
Sheet Title : TRUSS DETAILS	Sheet No. 1-2C
Date : May, 2016	S-06
Print Sheet : A'3' Size	



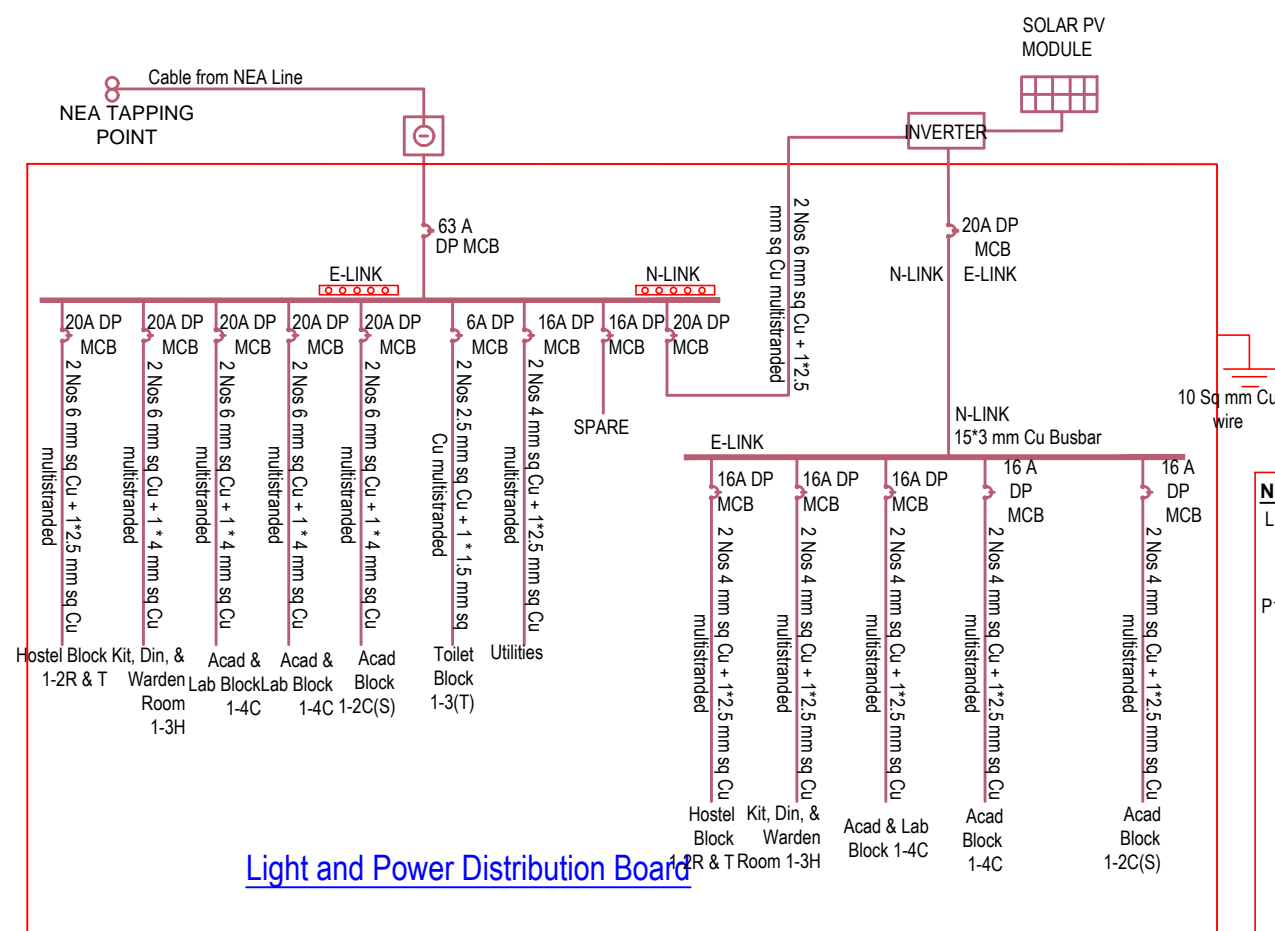
GROUND FLOOR PLAN  
LIGHT AND FAN LAYOUT




GROUND FLOOR PLAN  
LIGHT AND FAN LAYOUT

#### LEGENDS


S.No.	Symbols	Description	Mounting Height
1.		12 W LED Square Panel Light of 820 Lumen	Attached to the Ceiling
2.		9 W LED Bulkhead Light of 650 Lumen	Attached to the wall
3.		12 W LED Post Top Light	Ground Level
4.		1200 mm dia Sweep Ceiling Fan	Attached to the Ceiling
5.		6 A 3 Pin Power Switch Socket	0.5 m above the Ground Level
6.		Light and Power Distribution Board	2.5 m above the Ground Level



Light and Power Distribution Board



Light and Power Distribution Board



#### NOTES:

- Any discrepancy in the drawing to be immediately reported to the consultant or concerned engineer.
- Drawing are not to be directly measured.
- Read this drawing along with other related drawings and coordinate with Structural, Electrical, Plumbing and other services drawings.
- Refer doors & windows schedule/elevations for size of doors & windows
- Provide threshold at all exterior doors as per details, unless otherwise indicated.
- The location of ramps to be adjusted as per site condition.

German Development Cooperation (giz)

Project Title:  
Recovery Programme Nepal (RPN)  
School Recovery Project

Consultant:  
**EWES** East West Engineering Service Pvt. Ltd.  
P. Box-8621, Bansbari, Kathmandu, Nepal. web: ewesnepal.com  
Tel: 9771-4373316, Fax: 4650203, email: hbgewe@gmail.com

Name of School :  
SHREE SHYAME WANGPHEL H. S. SCHOOL  
Komin Shyaprubesi, Rasuwa, Nepal

Type Design :  
1 STOREY 2 CLASSROOM

Sheet Title :  
LIGHT, POWER & DB LAYOUT  
& MAIN PANEL BOARD  
(GROUND FLOOR)

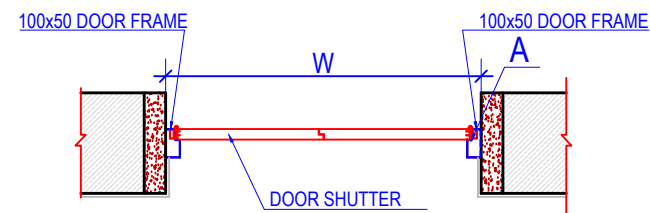
Date : May, 2016

Print Sheet : A'3' Size

Sheet No.

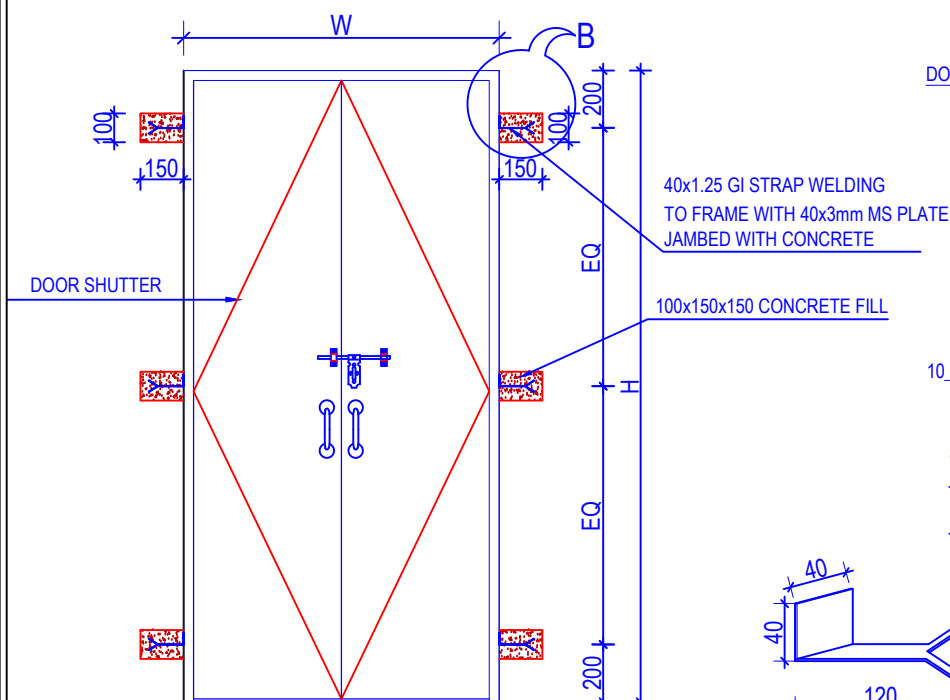
1-2C

EI-01



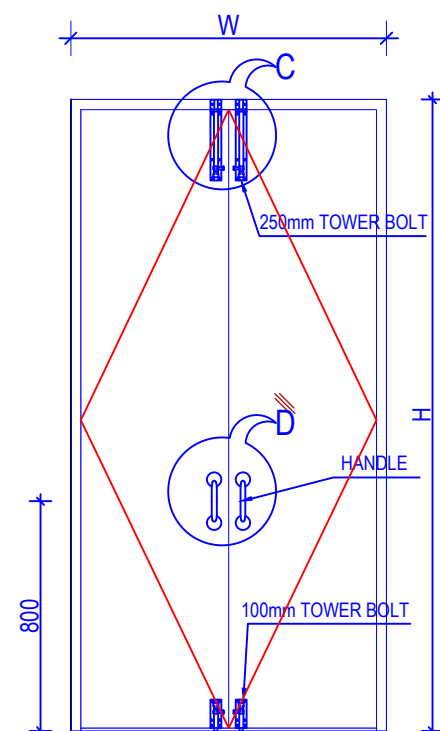
**TYPICAL METAL DOOR SECTIONAL PLAN**

(Scale= 1:25)



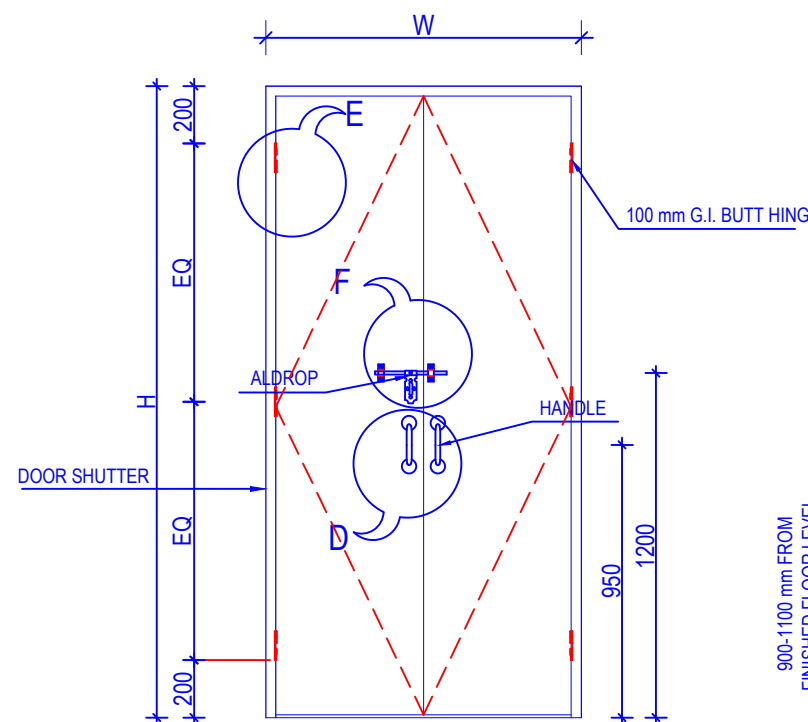
**TYPICAL DOOR FRAME FIXING DETAIL**

(Scale= 1:25)



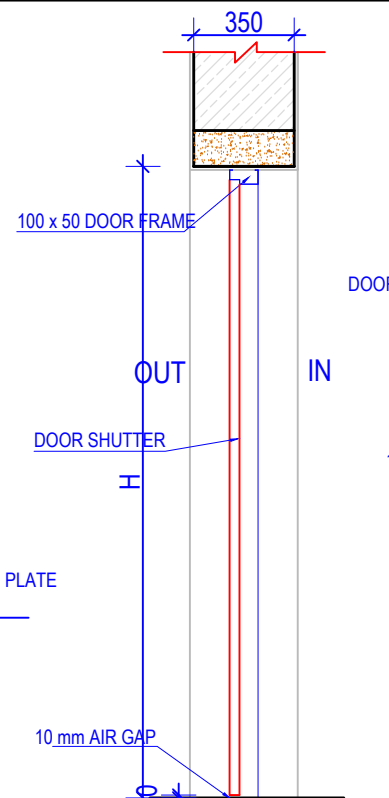
**INSIDE HARDWARE DETAIL**

(Scale= 1:25)



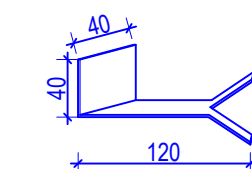
**OUTSIDE HARDWARE DETAILS**

(Scale= 1:25)



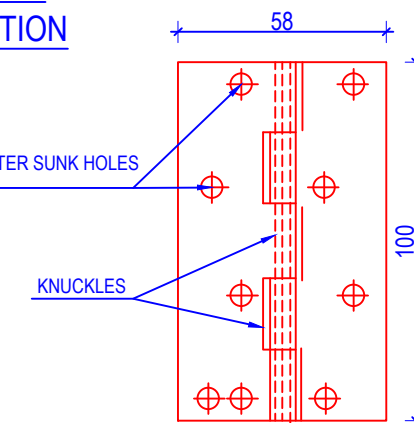
**TYPICAL METAL DOOR SECTIONAL ELEVATION**

(Scale= 1:25)



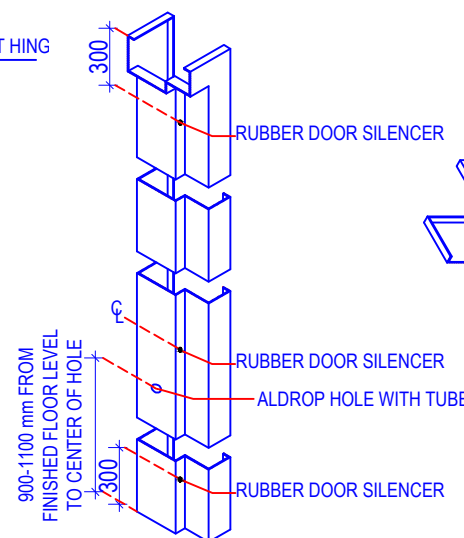
**G.I. STRAP DETAILS AT B**

(Scale= 1:5)



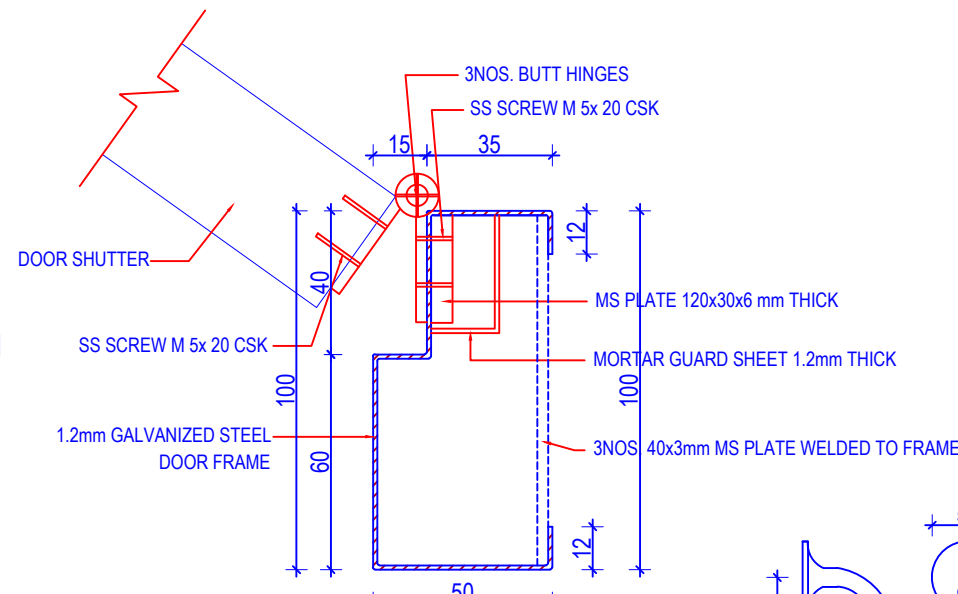
**BUTT HINGE DETAIL AT E**

(Scale= 1:2)



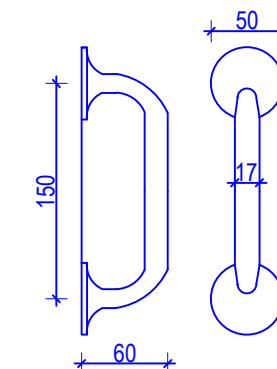
**SIDE HUNG DOOR FRAME**

(Scale= 1:10)



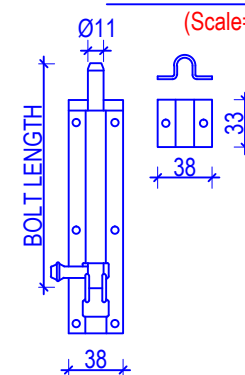
**DETAIL AT A  
FIXING OF HINGE TO THE FRAME  
SCREWED TO THE MS FLAT**

(Scale= 1:2)



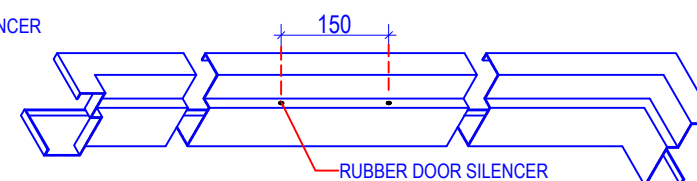
**HANDLE DETAIL AT D**

(Scale= 1:5)



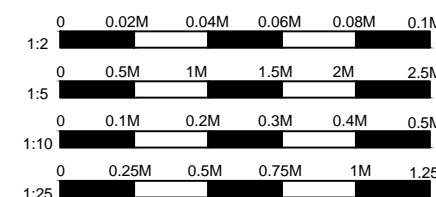
**TOWER BOLT DETAIL AT C**

(Scale= 1:5)



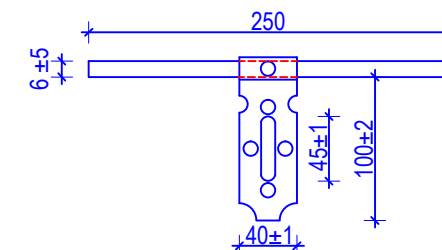
**DOUBLE LEAF DOOR FRAME**

(Scale= 1:10)



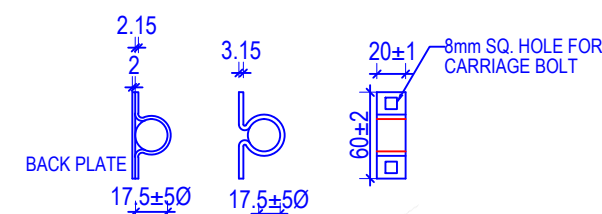
**NOTES:**

1. Any discrepancy in the drawing to be immediately reported to the consultant or concerned engineer.
2. Drawing are not to be directly measured.
3. Read this drawing along with other related drawings and coordinate with Structural, Electrical, Plumbing and other services drawings.
4. Refer doors & windows schedule/elevations for size of doors & windows
5. Provide threshold at all exterior doors as per details, unless otherwise indicated.
6. The location of ramps to be adjusted as per site condition.



**ALDROP DETAIL AT F**

(Scale= 1:5)



**CLIP DETAILS**

(Scale= 1:5)



German Development Cooperation (giz)

Project Title:  
Recovery Programme Nepal (RPN)  
School Recovery Project

Consultant:  
**EWES** East West Engineering Service Pvt. Ltd.  
P. Box-8621, Bansbari, Kathmandu, Nepal. web: ewesnepal.com  
Tel: 9771-4373316, Fax: 4650203, email: hbgewe@gmail.com

Name of School :  
SHREE SHYAME WANGPHEL HIGHER S. SCHOOL  
Komin Shyaprubasi, Rasuwa, Nepal

Type Design :  
OTHER DETAIL DRAWINGS

Sheet Title :  
DOOR FIXING DETAILS

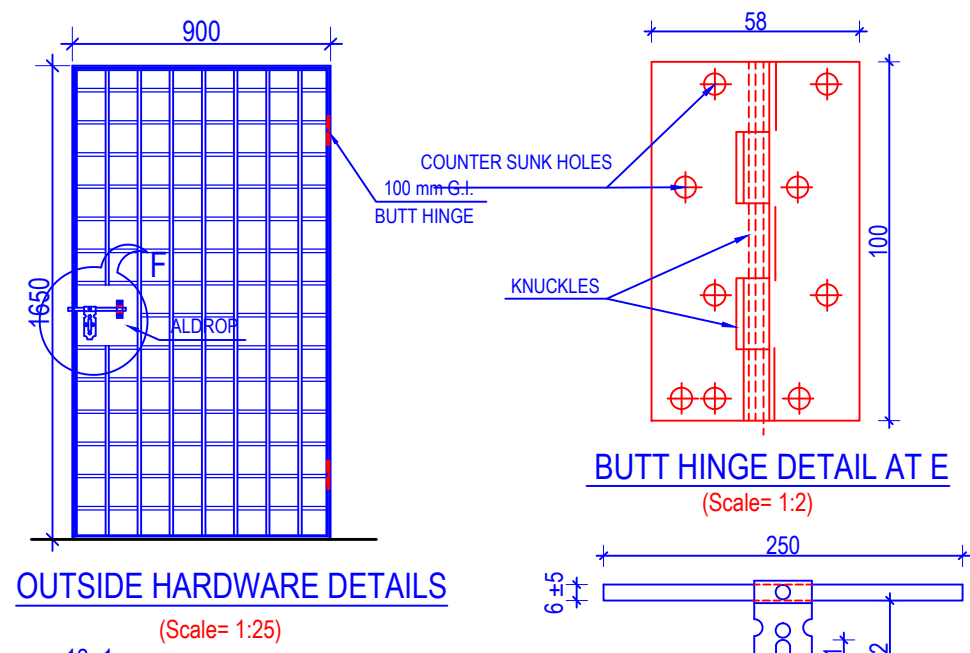
Date : May, 2016

Print Sheet : A'3' Size

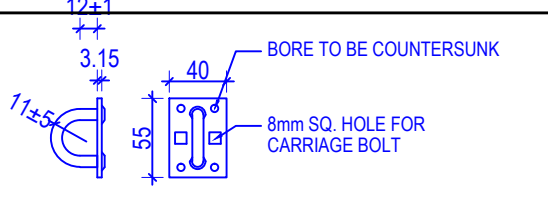
Sheet No.

**A-01**

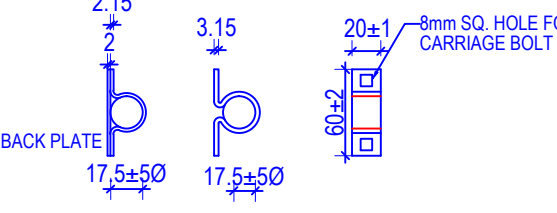




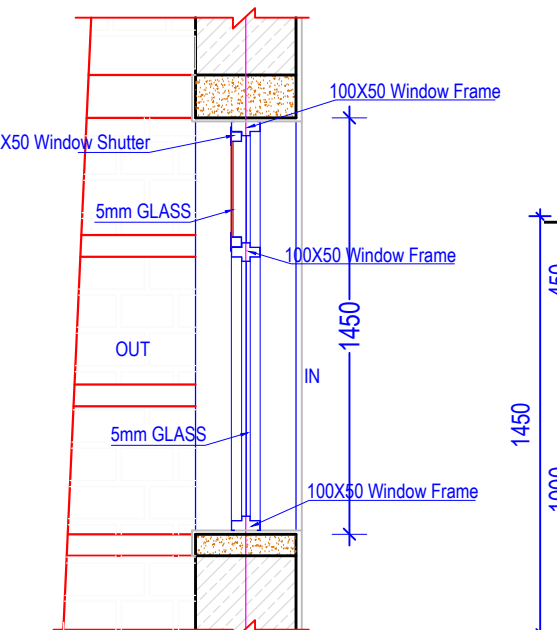
**OUTSIDE HARDWARE DETAILS**  
(Scale= 1:25)



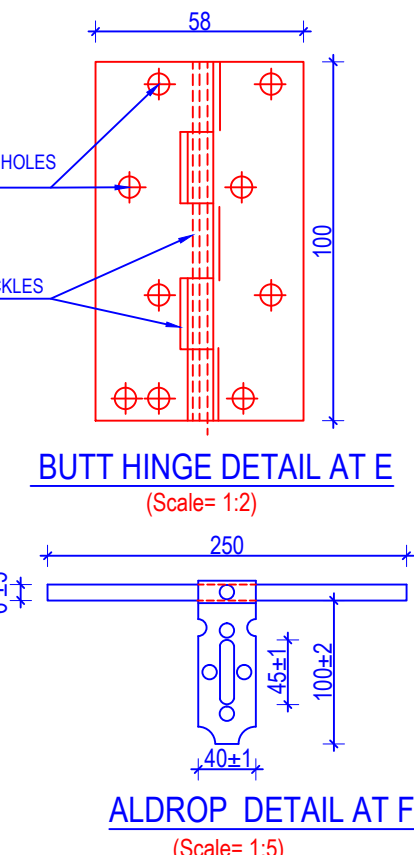
**STAPLE DETAILS**  
(Scale= 1:5)



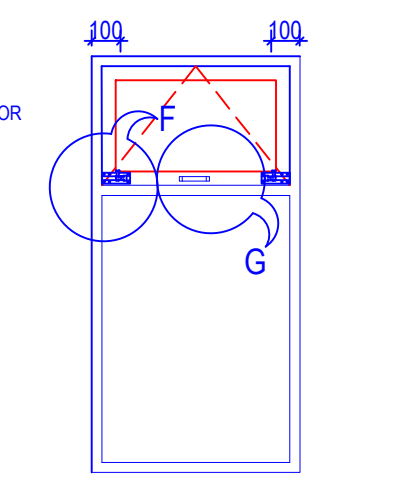
**CLIP DETAILS**  
(Scale= 1:5)



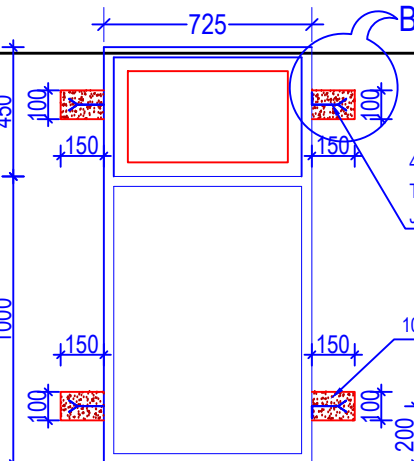
**TYPICAL METAL WINDOW SECTION**  
(Scale= 1:25)



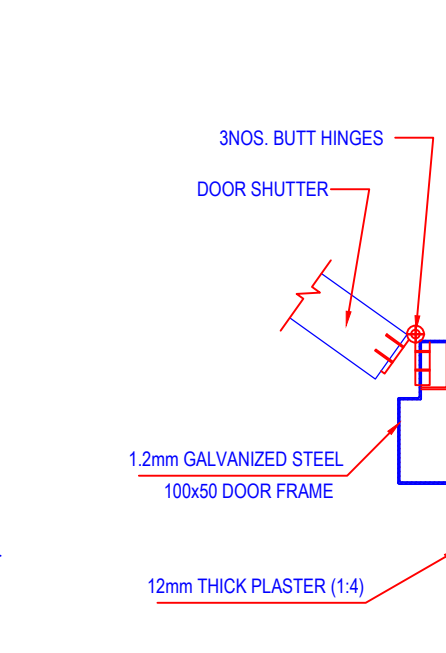
**BUTT HINGE DETAIL AT E**  
(Scale= 1:2)



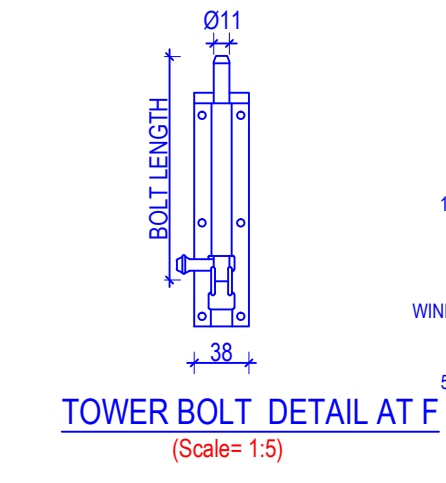
**ALDROP DETAIL AT F**  
(Scale= 1:5)



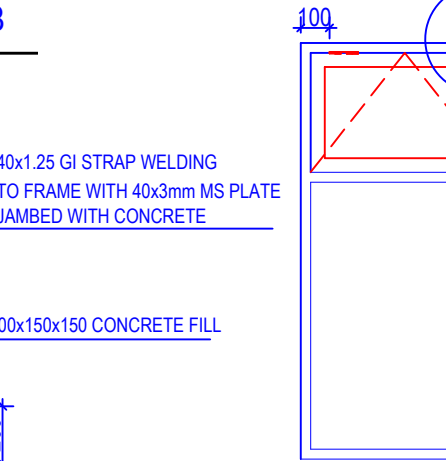
**INSIDE HARDWARE DETAILS**  
(Scale= 1:25)



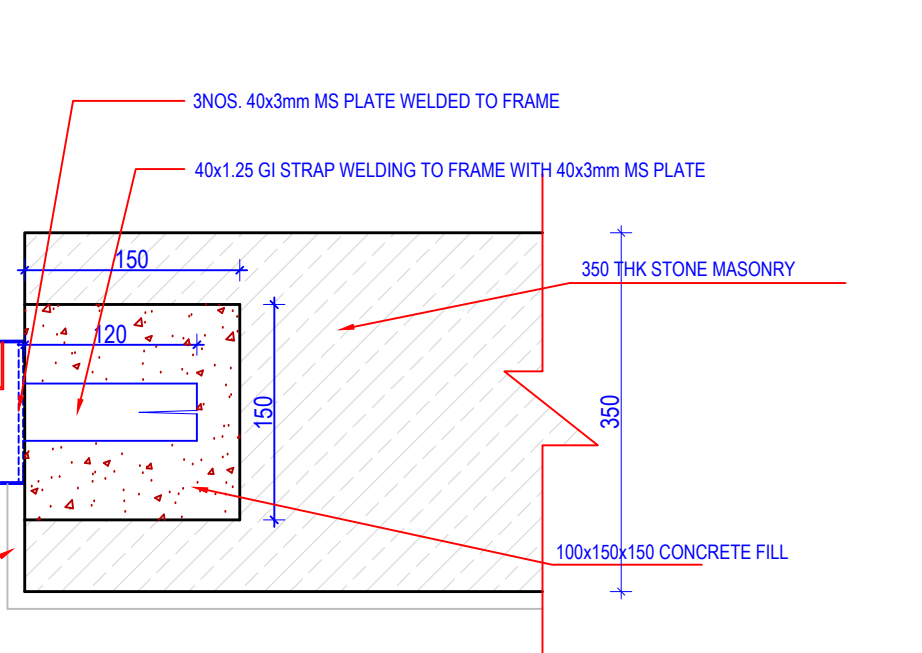
**DOOR JAMB DETAIL**  
(Scale= 1:5)



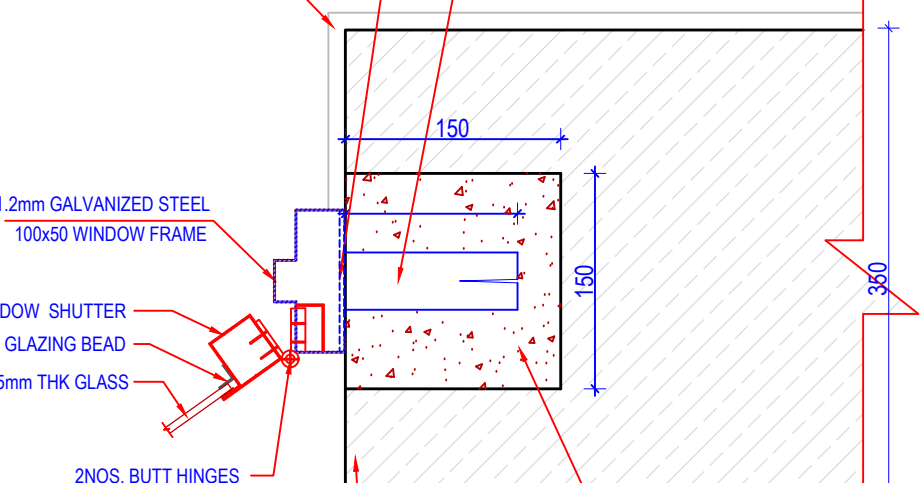
**TOWER BOLT DETAIL AT F**  
(Scale= 1:5)



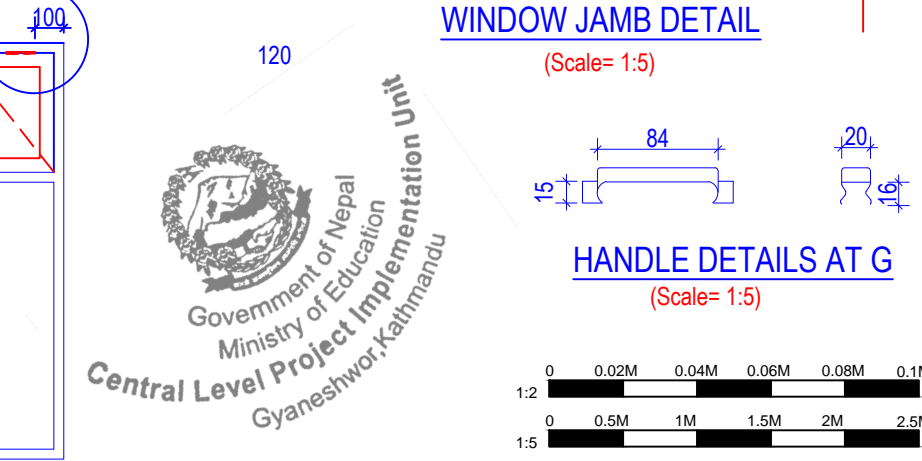
**WINDOW JAMB DETAIL**  
(Scale= 1:5)



**DOOR SHUTTER AND WINDOW SHUTTER DETAILS**  
(Scale= 1:5)

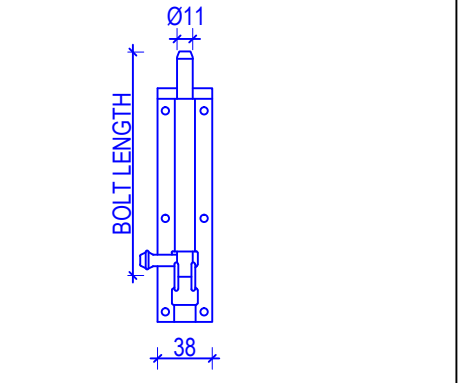


**WINDOW SHUTTER AND GLAZING BEAD DETAILS**  
(Scale= 1:5)

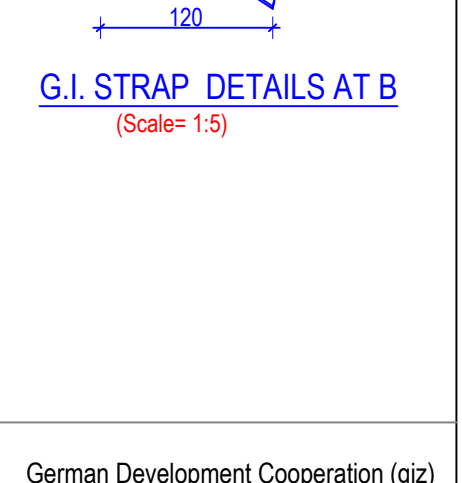


**HANDLE DETAILS AT G**  
(Scale= 1:5)

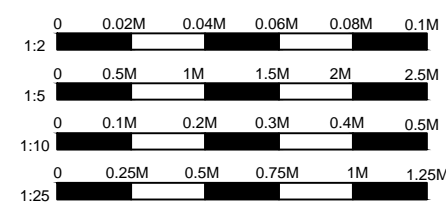
- NOTES:**
1. Any discrepancy in the drawing to be immediately reported to the consultant or concerned engineer.
  2. Drawing are not to be directly measured.
  3. Read this drawing along with other related drawings and coordinate with Structural, Electrical, Plumbing and other services drawings.
  4. Refer doors & windows schedule/elevations for size of doors & windows
  5. Provide threshold at all exterior doors as per details, unless otherwise indicated.
  6. The location of ramps to be adjusted as per site condition.



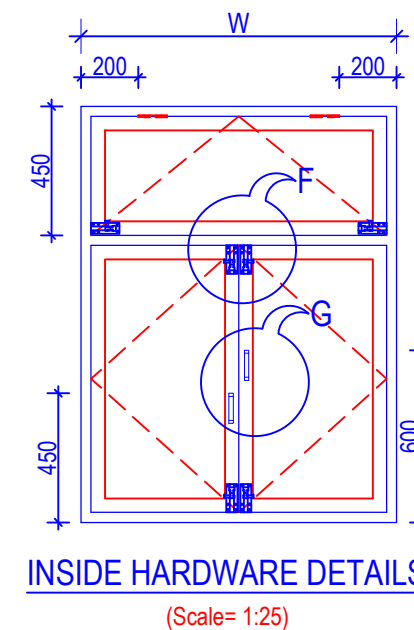
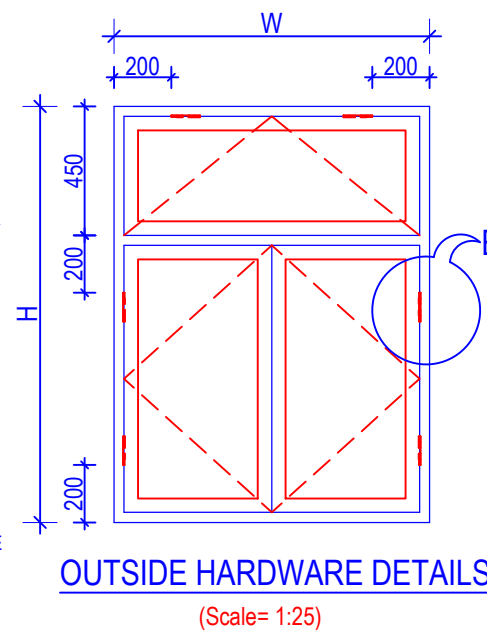
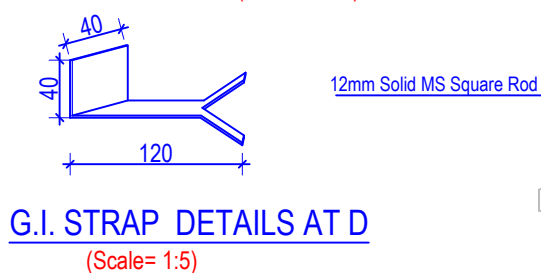
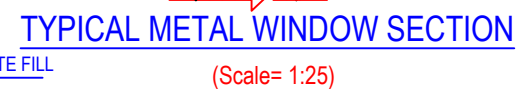
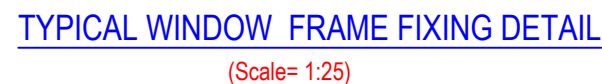
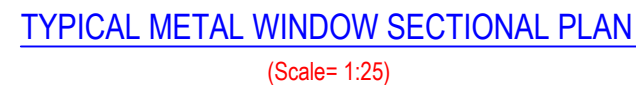
**TOWER BOLT DETAIL AT F**  
(Scale= 1:5)



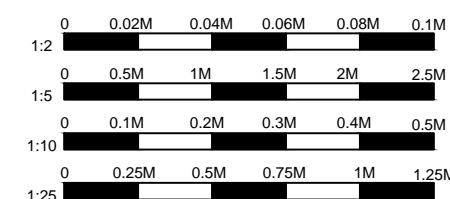
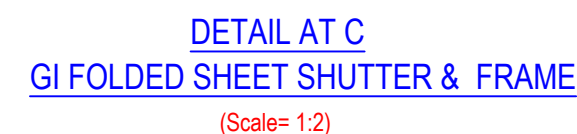
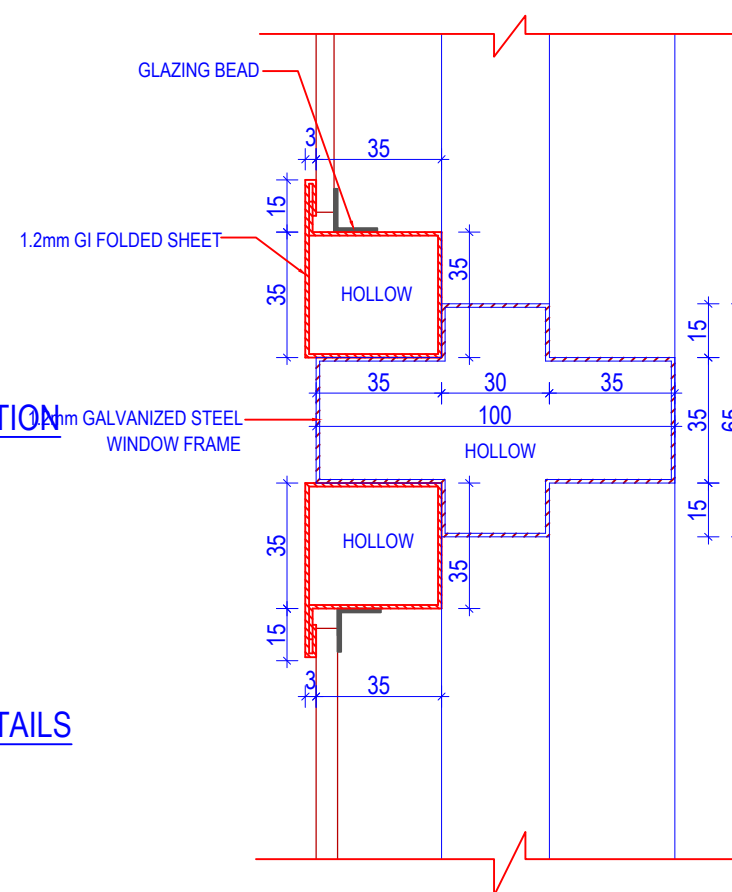
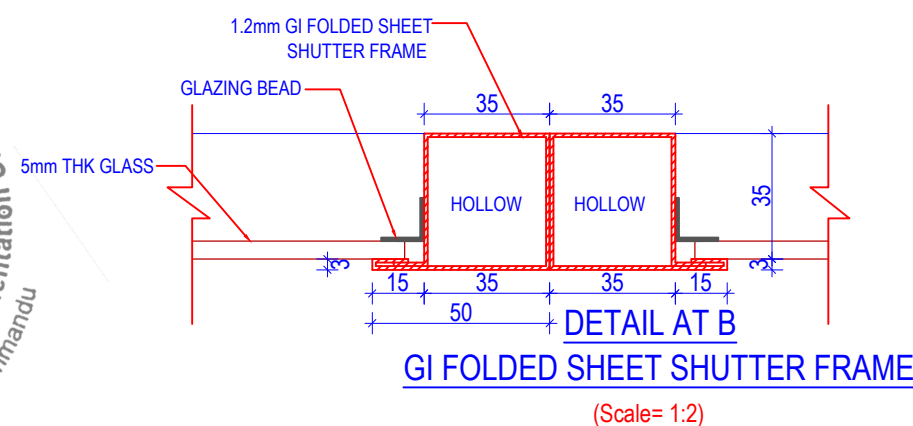
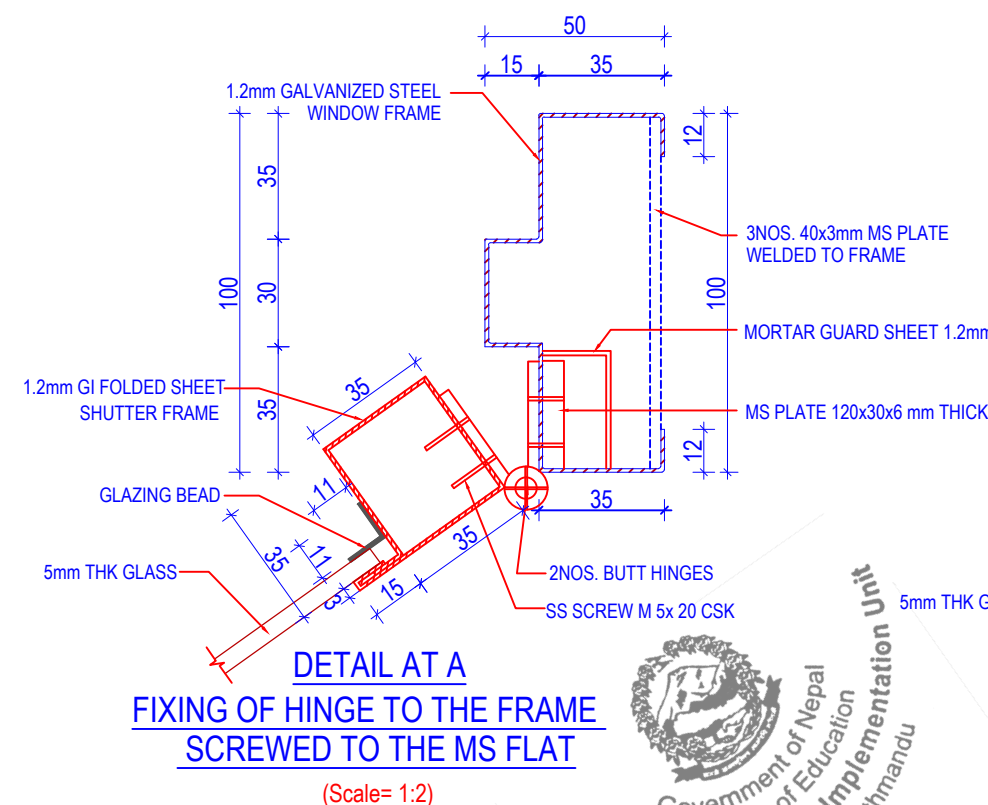
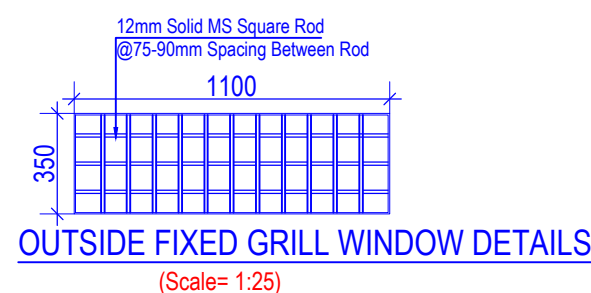
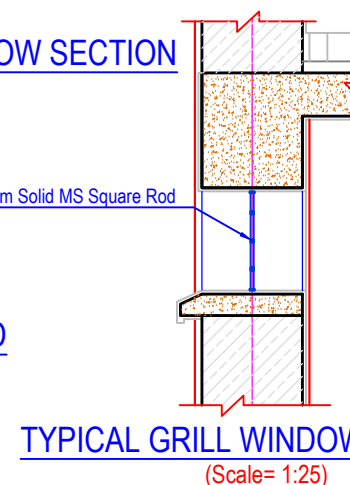
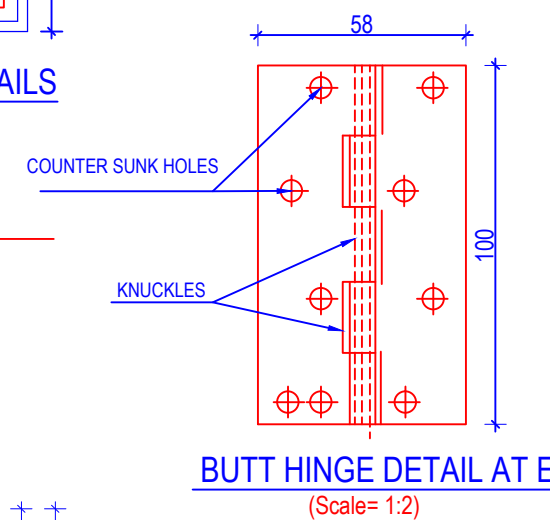
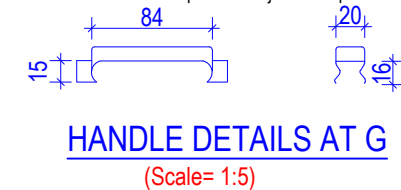
**G.I. STRAP DETAILS AT B**  
(Scale= 1:5)

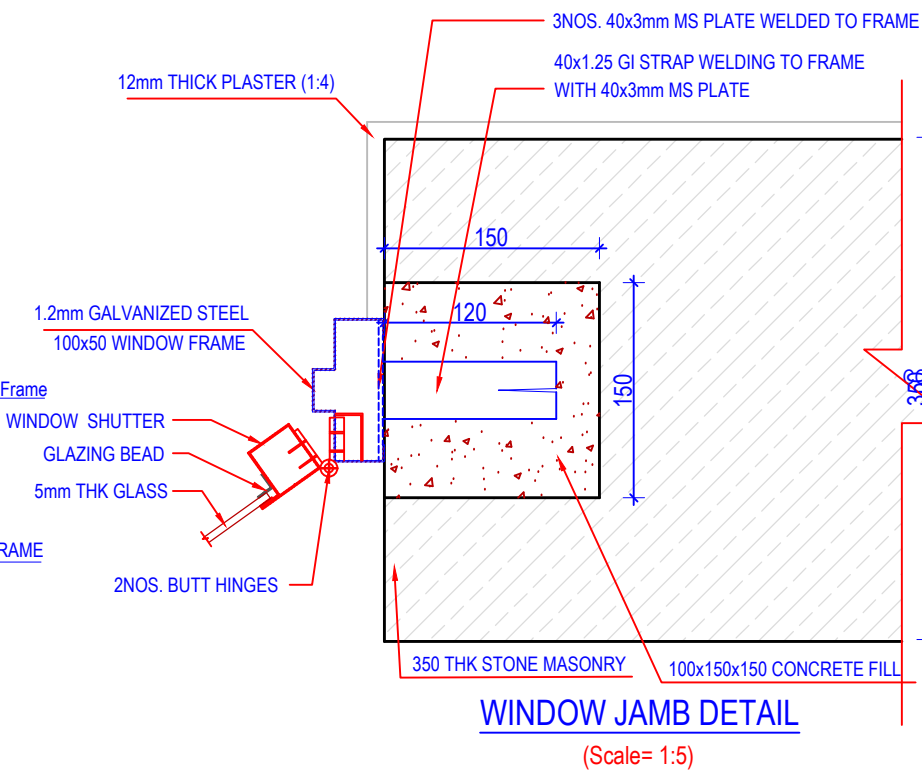
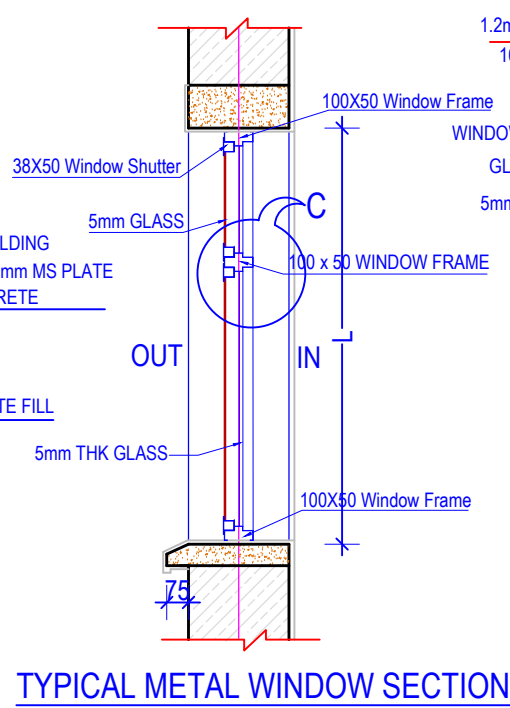
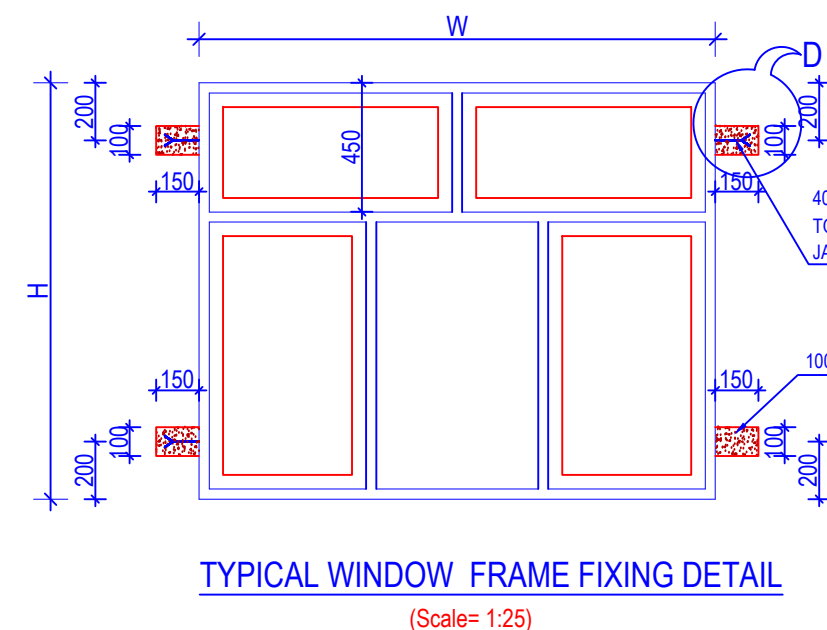
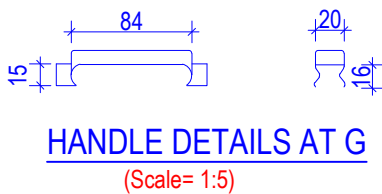
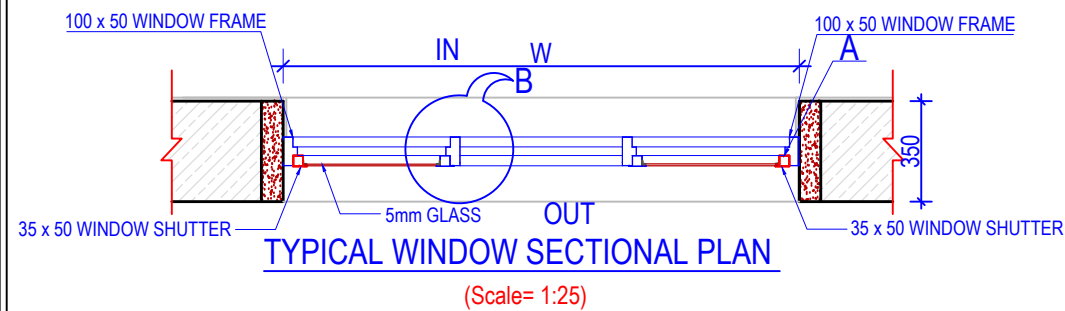


German Development Cooperation (giz)	
Project Title: Recovery Programme Nepal (RPN) School Recovery Project	
Consultant: EWES East West Engineering Service Pvt. Ltd. P. Box-8621, Bansbari, Kathmandu, Nepal. web: ewesnepal.com Tel: 9771-4373316, Fax: 4650203, email: hbgewe@gmail.com	
Name of School : SHREE SHYAME WANGPHEL HIGHER S. SCHOOL Komin Shyaprubasi, Rasuwa, Nepal	
Type Design : OTHER DETAIL DRAWINGS	
Sheet Title : DOOR AND WINDOW FIXING DETAILS	Sheet No.
Date : May, 2016	A-02
Print Sheet : A'3' Size	

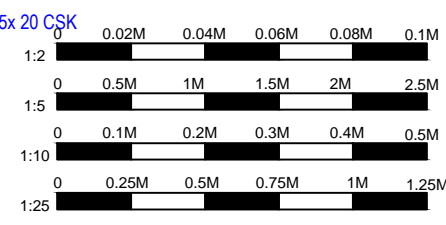
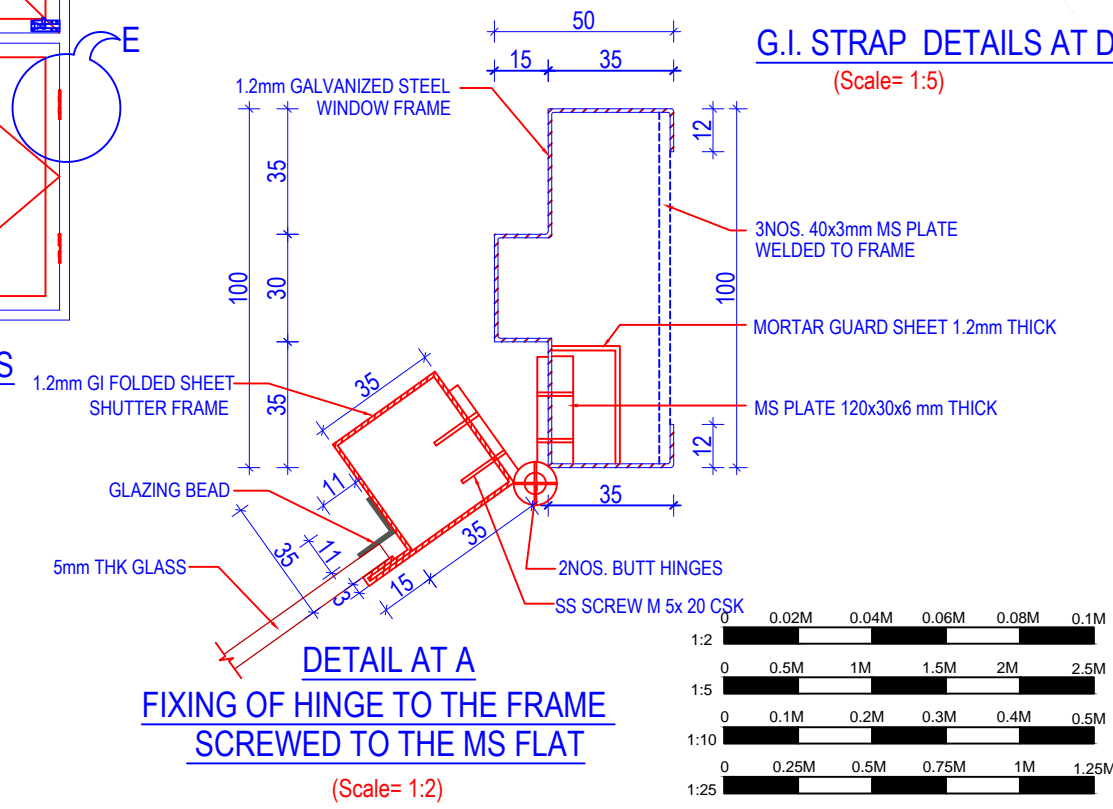
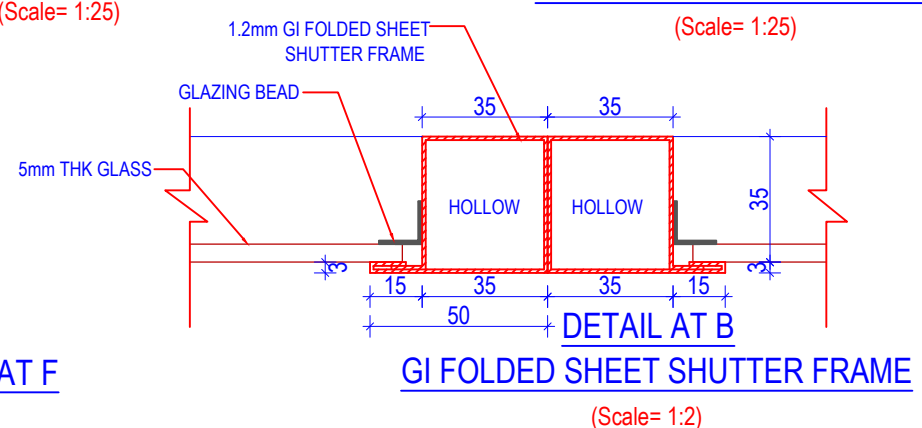
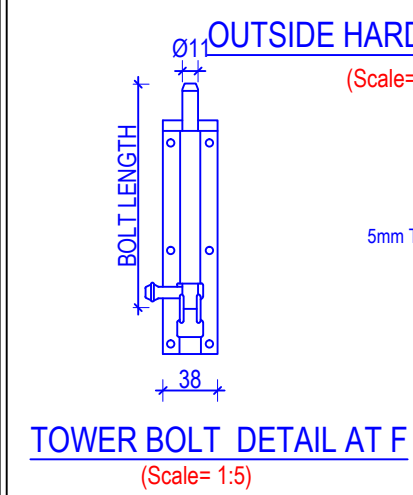
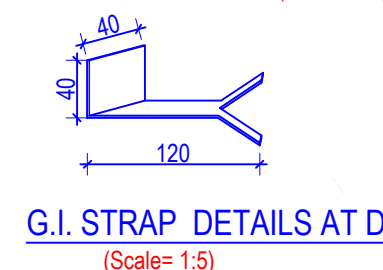
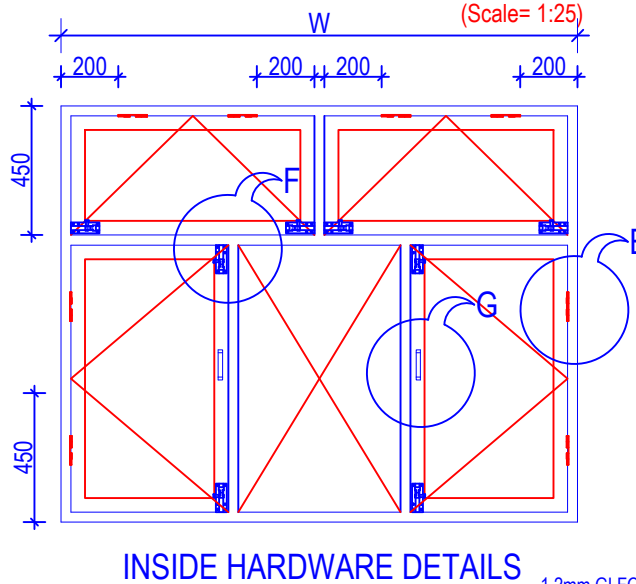
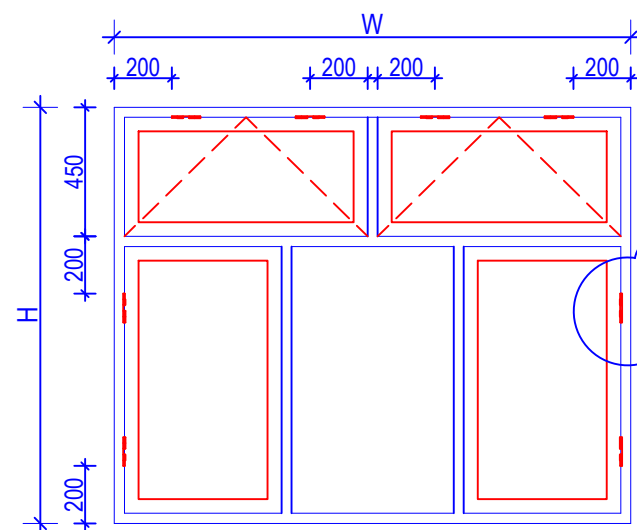
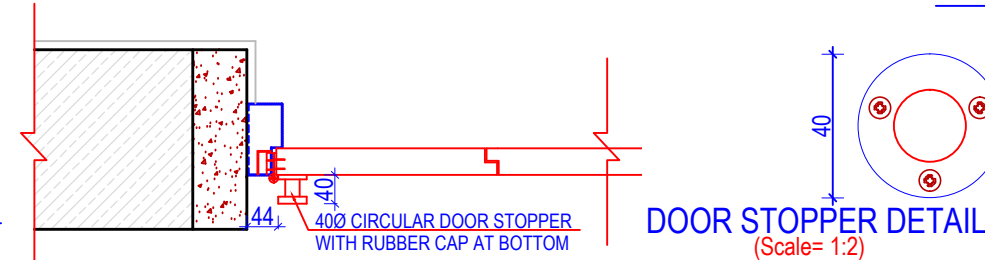
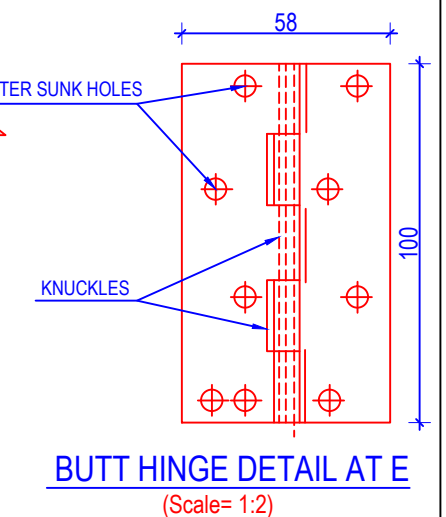


- NOTES:**
1. Any discrepancy in the drawing to be immediately reported to the consultant or concerned engineer.
  2. Drawing are not to be directly measured.
  3. Read this drawing along with other related drawings and coordinate with Structural, Electrical, Plumbing and other services drawings.
  4. Refer doors & windows schedule/elevations for size of doors & windows
  5. Provide threshold at all exterior doors as per details, unless otherwise indicated.
  6. The location of ramps to be adjusted as per site condition.





- NOTES:**
1. Any discrepancy in the drawing to be immediately reported to the consultant or concerned engineer.
  2. Drawing are not to be directly measured.
  3. Read this drawing along with other related drawings and coordinate with Structural, Electrical, Plumbing and other services drawings.
  4. Refer doors & windows schedule/elevations for size of doors & windows
  5. Provide threshold at all exterior doors as per details, unless otherwise indicated.
  6. The location of ramps to be adjusted as per site condition.

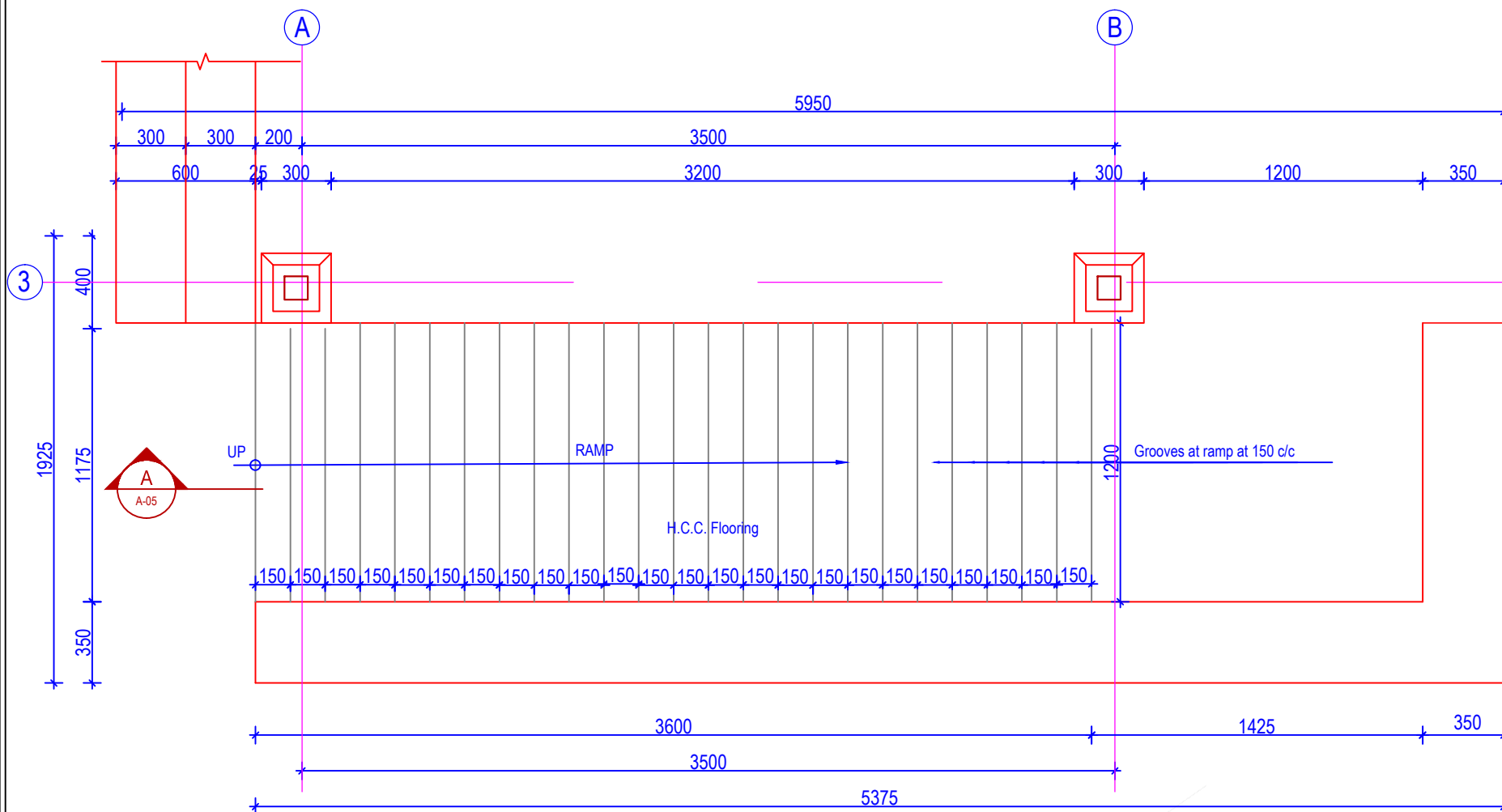


German Development Cooperation (giz)	
Project Title: Recovery Programme Nepal (RPN) School Recovery Project	
Consultant: EWES East West Engineering Service Pvt. Ltd. P. Box-8621, Bansbari, Kathmandu, Nepal. web: ewesnepal.com Tel: 9771-4373316, Fax: 4650203, email: hbgewe@gmail.com	
Name of School : SHREE SHYAME WANGPHEL HIGHER S. SCHOOL Komin Shyaprubasi, Rasuwa, Nepal	
Type Design : OTHER DETAIL DRAWINGS	
Sheet Title : WINDOW FIXING DETAILS	Sheet No.
Date : May, 2016	A-04
Print Sheet : A'3' Size	

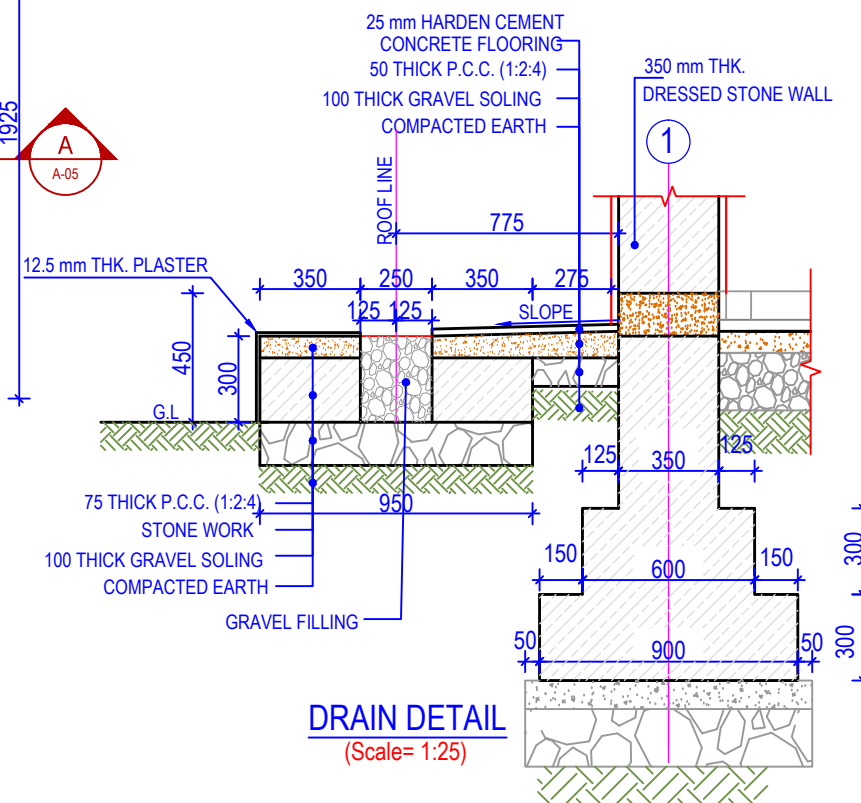


# NOTES:

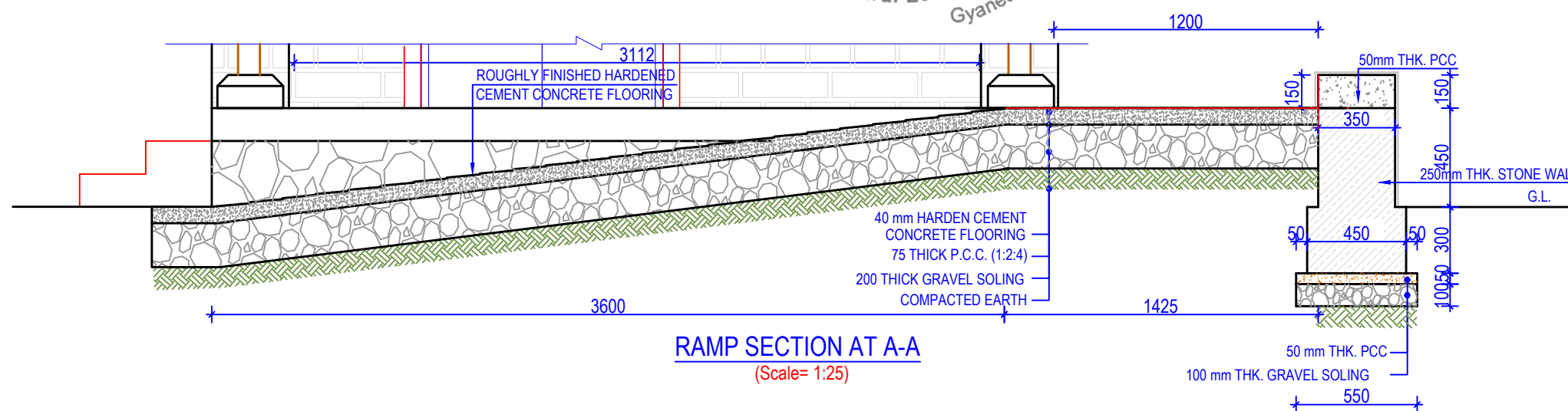
1. Any discrepancy in the drawing to be immediately reported to the consultant or concerned engineer.
2. Drawing are not to be directly measured.
3. Read this drawing along with other related drawings and coordinate with Structural, Electrical, Plumbing and other services drawings.
4. Refer doors & windows schedule/elevations for size of doors & windows
5. Provide threshold at all exterior doors as per details, unless otherwise indicated.
6. The location of ramps to be adjusted as per site condition.



**TYPICAL RAMP**  
(Scale= 1:25)



**DRAIN DETAIL**  
(Scale= 1:25)



**RAMP SECTION AT A-A**  
(Scale= 1:25)



German Development Cooperation (giz)

Project Title:  
Recovery Programme Nepal (RPN)  
School Recovery Project

Consultant:

**EWES** East West Engineering Service Pvt. Ltd.  
P. Box-8621, Bansbari, Kathmandu, Nepal. web: ewesnepal.com  
Tel: 9771-4373316, Fax: 4650203, email: hbgewe@gmail.com

Name of School :

SHREE SHYAME WANGPHEL HIGHER S. SCHOOL  
Komin Shyaprubasi, Rasuwa, Nepal

Type Design :

OTHER DETAIL DRAWINGS

Sheet Title :

RAMP PLAN & SECTION,  
DRAIN DETAIL

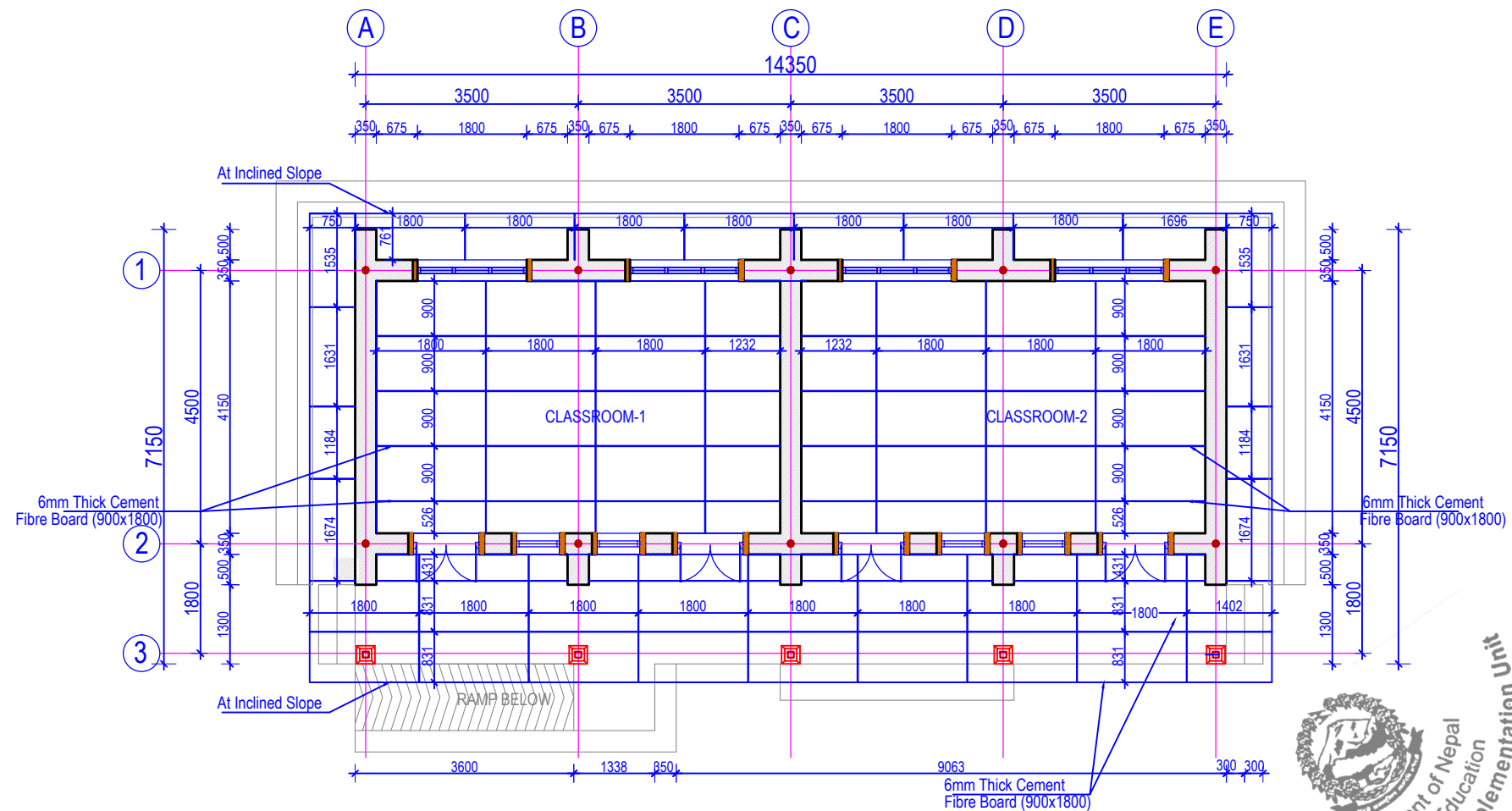
Sheet No.

Date : May, 2016

Print Sheet : A'3' Size

**A-05**

Government of Nepal  
Ministry of Education  
Central Level Project Implementation Unit  
Gyaneshwor, Kathmandu



#### NOTES:

1. Any discrepancy in the drawing to be immediately reported to the consultant or concerned engineer.
2. Drawing are not to be directly measured.
3. Read this drawing along with other related drawings and coordinate with Structural, Electrical, Plumbing and other services drawings.
4. Refer doors & windows schedule/elevations for size of doors & windows
5. Provide threshold at all exterior doors as per details, unless otherwise indicated.
6. The location of ramps to be adjusted as per site condition.

German Development Cooperation (giz)

Project Title:  
Recovery Programme Nepal (RPN)  
School Recovery Project

Consultant:

**EWES** East West Engineering Service Pvt. Ltd.  
P. Box-8621, Bansbari, Kathmandu, Nepal. web: ewesnepal.com  
Tel: 9771-4373316, Fax: 4650203, email: hbgewe@gmail.com

Name of School :

SHREE SHYAME WANGPHEL HIGHER S. SCHOOL  
Komin Shyaprubasi, Rasuwa, Nepal

Type Design :

OTHER DETAIL DRAWINGS

Sheet Title :  
TYPICAL FALSE CEILING  
LAYOUT PLAN

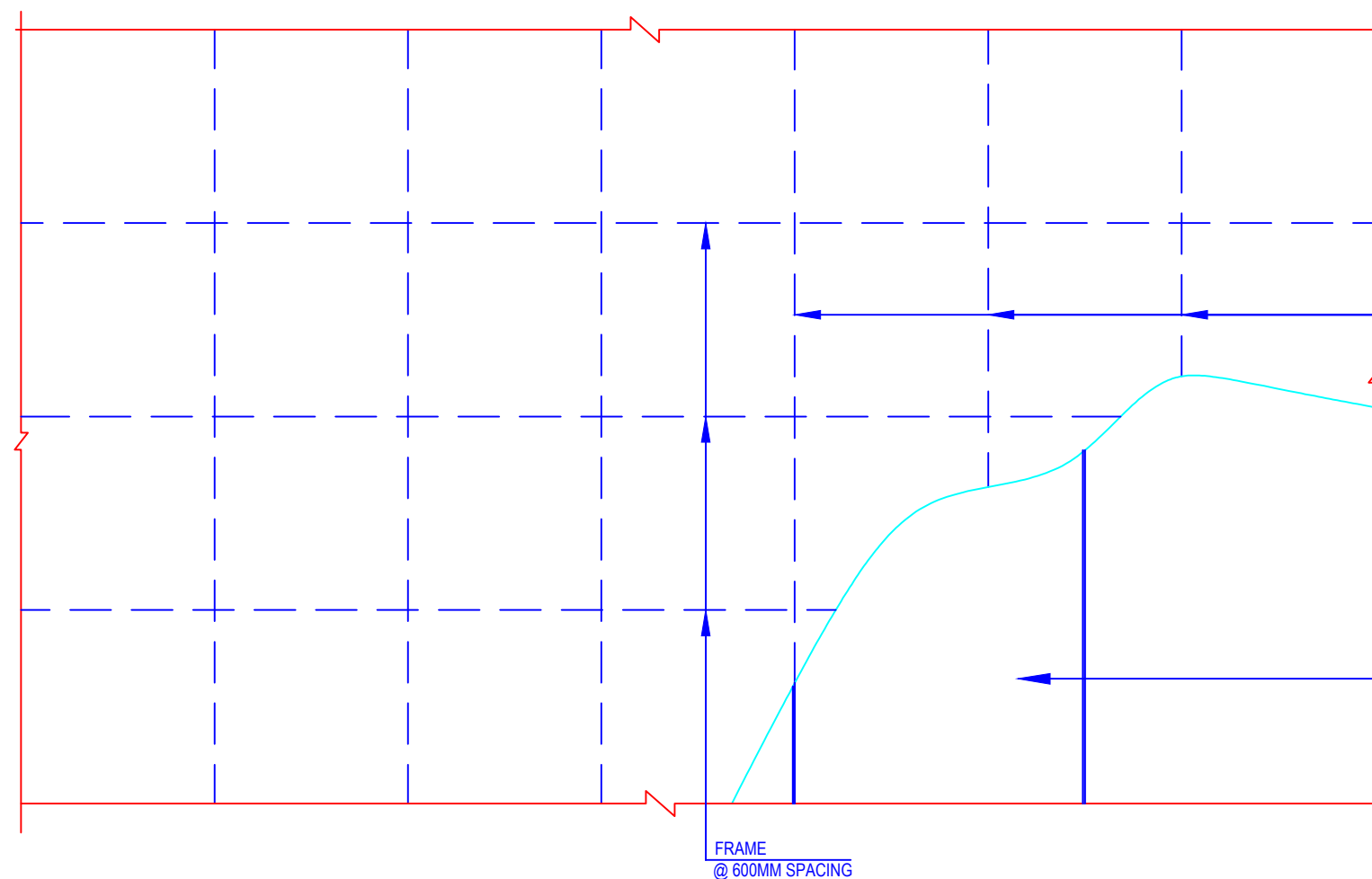
Sheet No.

Date : May, 2016

Print Sheet : A'3' Size

A-06

0 1M 2M 3M 4M 5M  
1:100



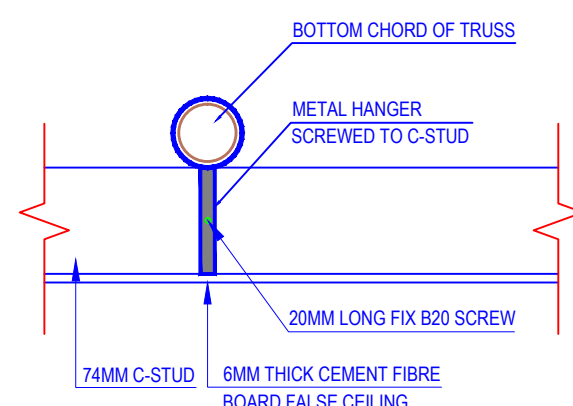
**C STUD FRAME SPACING (FALSE CEILING)**  
(Scale= 1:20)



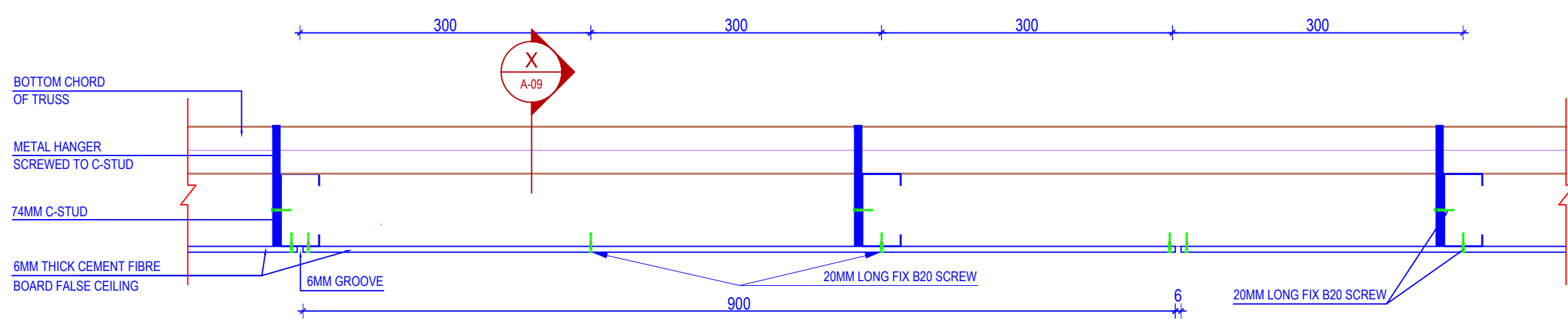
FRAME  
@ 600MM SPACING

6MM THICK CEMENT  
FIBRE BOARD (900X1800)  
WITH 6MM GROOVE  
IN BETWEEN


FRAME  
@ 600MM SPACING



**DETAIL AT X**  
(Scale= 1:5)



**FALSE CEILING SECTIONAL DETAIL**  
(Scale= 1:5)



- NOTES:**
1. Any discrepancy in the drawing to be immediately reported to the consultant or concerned engineer.
  2. Drawing are not to be directly measured.
  3. Read this drawing along with other related drawings and coordinate with Structural, Electrical, Plumbing and other services drawings.
  4. Refer doors & windows schedule/elevations for size of doors & windows
  5. Provide threshold at all exterior doors as per details, unless otherwise indicated.
  6. The location of ramps to be adjusted as per site condition.

German Development Cooperation (giz)

Project Title:  
**Recovery Programme Nepal (RPN)  
School Recovery Project**


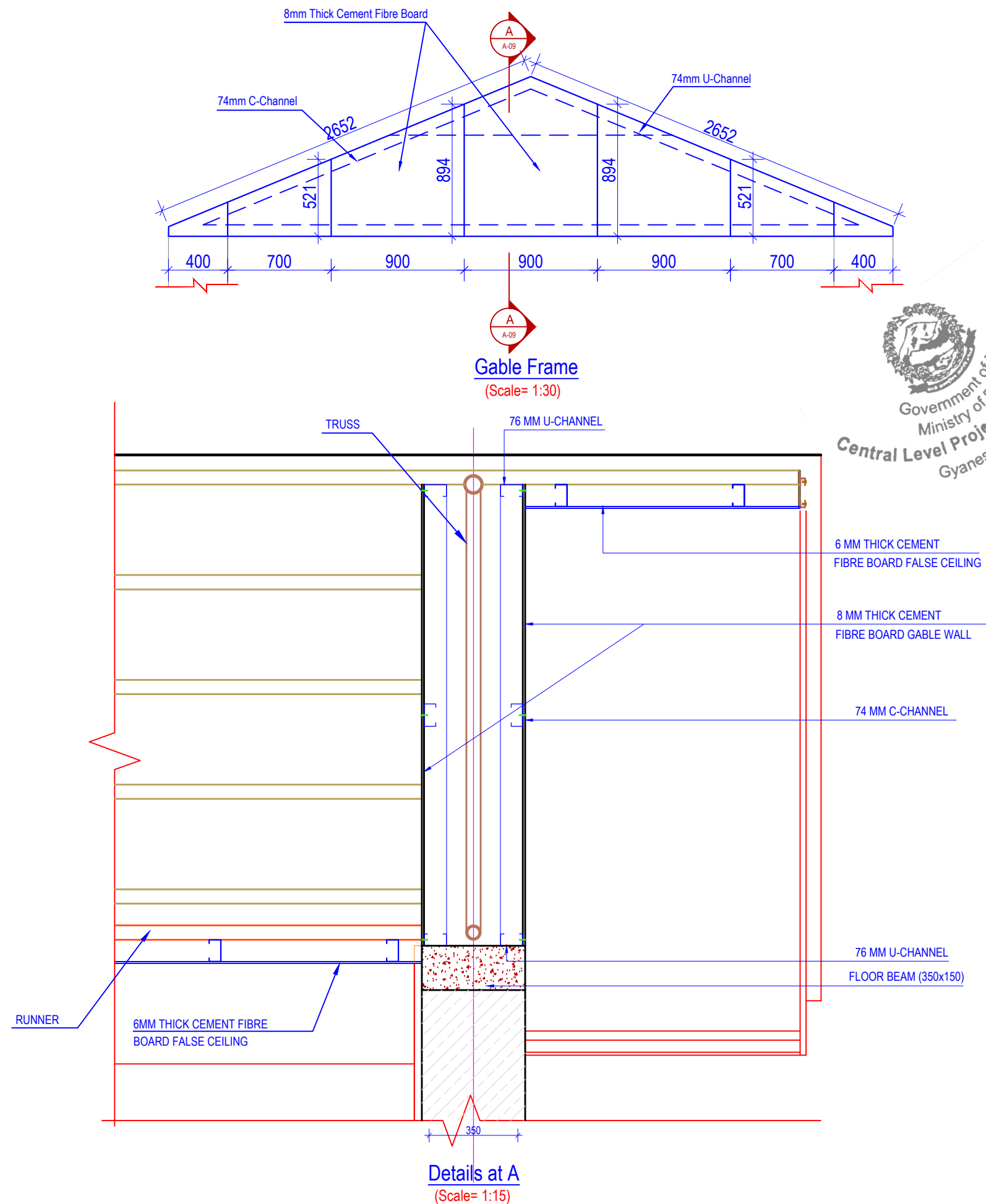
Consultant:  
**EWES** East West Engineering Service Pvt. Ltd.  
P. Box-8621, Bansbari, Kathmandu, Nepal. web: ewesnepal.com  
Tel: 9771-4373316, Fax: 4650203, email: hbgewe@gmail.com

Name of School :  
**SHREE SHYAME WANGPHEL HIGHER S. SCHOOL**  
Komin Shyaprubasi, Rasuwa, Nepal

Type Design :  
**OTHER DETAIL DRAWINGS**

Sheet Title : <b>FALSE CEILING FRAMING DETAILS</b>	Sheet No.
Date : May, 2016	<b>A-07</b>
Print Sheet : A'3' Size	





#### NOTES:

1. Any discrepancy in the drawing to be immediately reported to the consultant or concerned engineer.
2. Drawing are not to be directly measured.
3. Read this drawing along with other related drawings and coordinate with Structural, Electrical, Plumbing and other services drawings.
4. Refer doors & windows schedule/elevations for size of doors & windows
5. Provide threshold at all exterior doors as per details, unless otherwise indicated.
6. The location of ramps to be adjusted as per site condition.

German Development Cooperation (giz)

Project Title:  
Recovery Programme Nepal (RPN)  
School Recovery Project

Consultant:

**EWES** East West Engineering Service Pvt. Ltd.  
P. Box-8621, Banshari, Kathmandu, Nepal. web: ewesnepal.com  
Tel: 9771-4373316, Fax: 4650203, email: hbgewe@gmail.com

Name of School :

SHREE SHYAME WANGPHEL HIGHER S. SCHOOL  
Komin Shyaprubasi, Rasuwa, Nepal

Type Design :

OTHER DETAIL DRAWINGS


Sheet Title :  
GABLE WALL FRAMING  
DETAILS

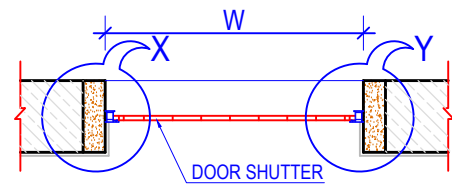
Sheet No.

Date : May, 2016

Print Sheet : A'3' Size

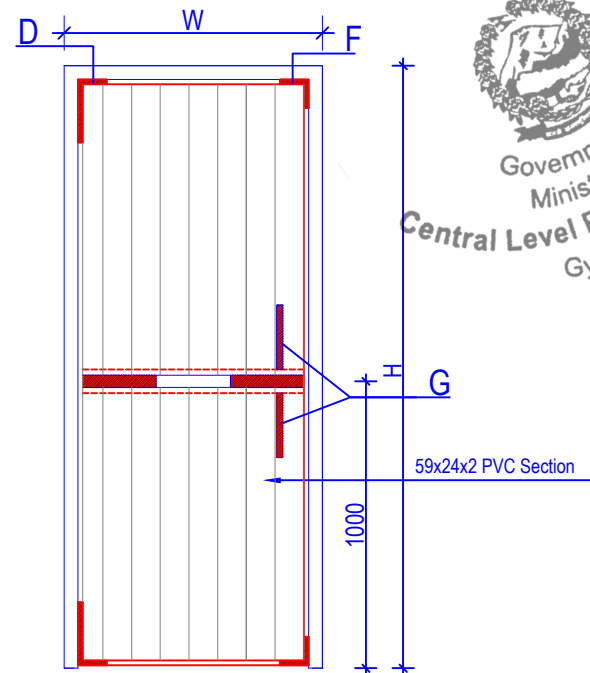
A-08





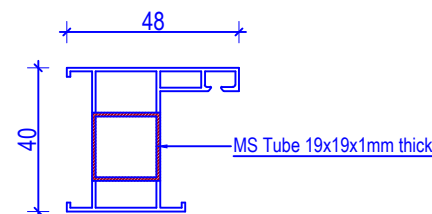
**TYPICAL UPVC DOOR SECTIONAL PLAN**

(Scale= 1:25)



**TYPICAL DOOR FRAME FIXING DETAIL**

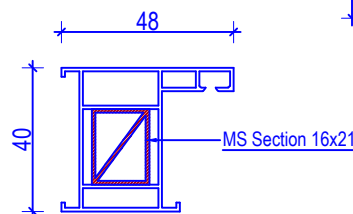
(Scale= 1:25)



**DETAIL AT X**

**CROSS SECTION VIEW OF DOOR FRAME**


(Scale= 1:2)



**DETAIL AT Y**

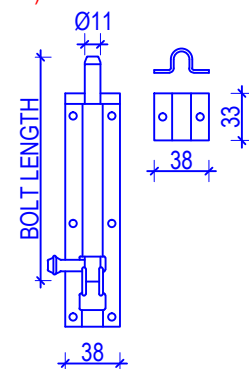
**CROSS SECTION VIEW OF DOOR FRAME**

(Scale= 1:2)




**MS SECTION  
DETAIL Y**

(Scale= 1:2)



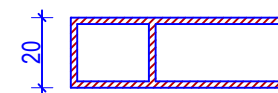
**TOWER BOLT DETAIL AT P**

(Scale= 1:5)



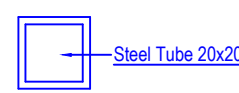
**CROSS SECTION VIEW**

(Scale= 1:25)



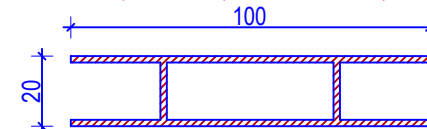
**SECTION B**

(Scale= 1:2)



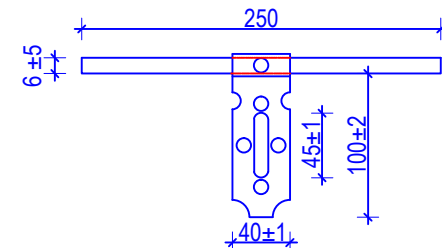
**SECTION H**

(Scale= 1:2)



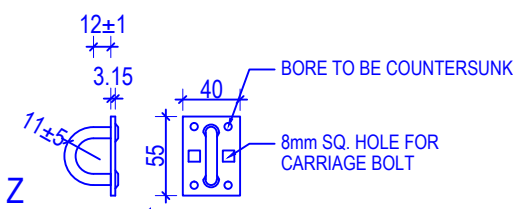
**SECTION C**

(Scale= 1:2)



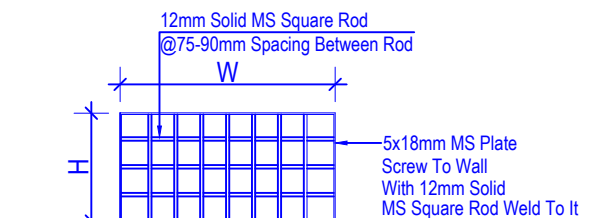
**ALDROP DETAIL AT Z**

(Scale= 1:5)



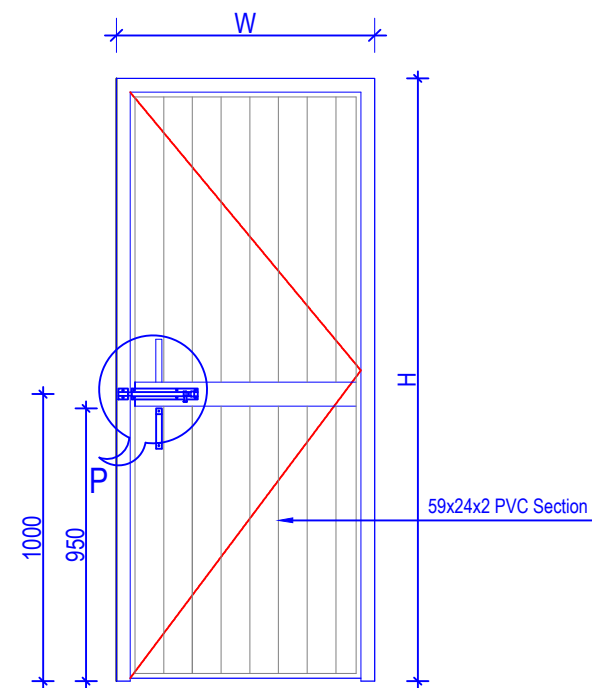
**STAPLE DETAILS**

(Scale= 1:5)



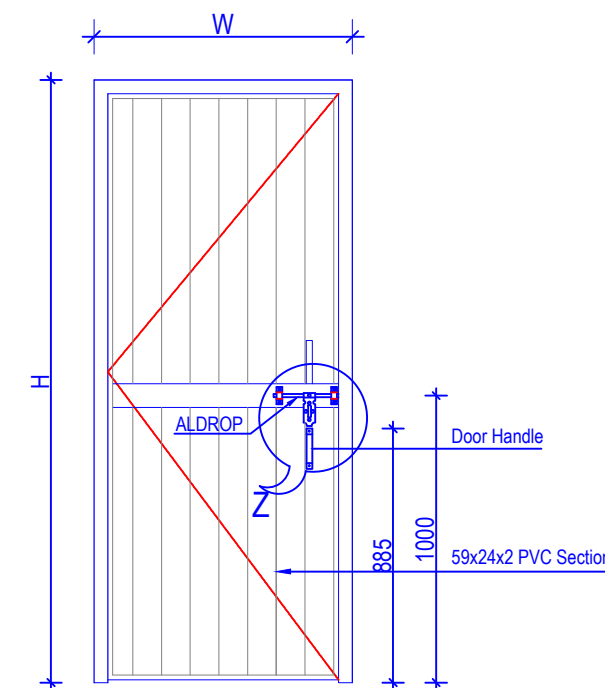
**TYPICAL WINDOW FRAME FIXING DETAIL**

(Scale= 1:25)




**INSIDE HARDWARE DETAIL**

(Scale= 1:25)



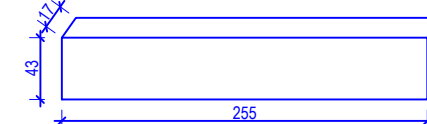
**OUTSIDE HARDWARE DETAILS**

(Scale= 1:25)



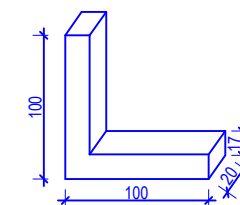
**SECTION G**

(Scale= 1:5)



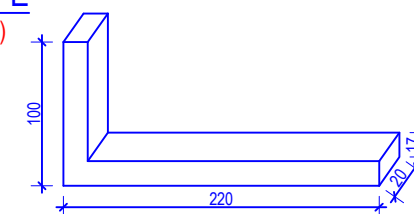
**SECTION E**

(Scale= 1:5)




**SECTION F**

(Scale= 1:5)



**SECTION D**

(Scale= 1:5)



**NOTES:**

1. Any discrepancy in the drawing to be immediately reported to the consultant or concerned engineer.
2. Drawing are not to be directly measured.
3. Read this drawing along with other related drawings and coordinate with Structural, Electrical, Plumbing and other services drawings.
4. Refer doors & windows schedule/elevations for size of doors & windows
5. Provide threshold at all exterior doors as per details, unless otherwise indicated.
6. The location of ramps to be adjusted as per site condition.

German Development Cooperation (giz)

Project Title:  
**Recovery Programme Nepal (RPN)  
School Recovery Project**

Consultant:

**EWES** East West Engineering Service Pvt. Ltd.  
P. Box-8621, Bansbari, Kathmandu, Nepal. web: ewesnepal.com  
Tel: 9771-4373316, Fax: 4650203, email: hbgewe@gmail.com

Name of School :

**SHREE SHYAME WANGPHEL HIGHER S. SCHOOL**  
Komin Shyaprubasi, Rasuwa, Nepal

Type Design :

**OTHER DETAIL DRAWINGS**

Sheet Title :

**TOILET DOORS FIXING  
DETAIL**

Date : May, 2016

Print Sheet : A'3' Size

Sheet No.

**A-09**